

March 21, 2006

Mr. W. Wayne Angell, Chairman
And Members of the Franklin County Board of Supervisors
County Board Room
Rocky Mount, Virginia 24151

Dear Chairman Angell and Members of the Board:

It is my pleasure to transmit to you today my recommendations for a balanced 2006-2007 Budget for the citizens of Franklin County. I am pleased that I am able to recommend this spending plan for your consideration and look forward to the Board's feedback and response to the many difficult decisions that went into this recommendation.

As you know, Section 15.2-2503 of the Code of Virginia, as amended, states that the County budget shall be developed for "informative and fiscal planning purposes only". It serves as a plan for County operations, maintenance, capital outlay, and debt service and may include reserves for contingencies and future capital improvements. The annual budget must contain a complete itemization of all estimated expenditures, revenues, and borrowings and must be approved by the governing body prior to July 1 of each year. Similarly, the School Board Budget must be adopted by May 1 of each year.

The power of the Board of Supervisors to grant or withhold funds is an important means by which it can determine general County policies and the level of services to be offered. Budgeting is a planning process required by law that enables the Board of Supervisors to examine requests for County funds, to anticipate revenue needs, and to make decisions about the priority of programs and level of services to be provided. It is a work-plan expressed in terms of dollars and as such is an important tool of fiscal management.

Staff's recommendation for the County's fiscal plan for the FY07 Budget totals \$107,651,913. Although this total represents only a 0.12% increase over the current year budget, you may remember that the current year budget includes borrowing proceeds and landfill set aside funds (\$9.2 million). Factoring out those additional funds in the current year budget yields a current year adjusted budget of \$98,232,207. The increase from the

FY07 proposed budget to the current year adjusted budget is \$9.4 million and is broken down roughly as follows:

- \$6.5 million increase for Schools
- \$1.7 million for capital (includes Windy Gap Elementary Capital Reserve of \$248,876 and \$1,290,000 of one-time funds for capital improvements)
- \$436,800 for Social Services – offset almost entirely by increased revenues
- \$800,000 increase for Local Government Operations

Function	Adopted	Proposed	Difference	Percent Change
	2005-2006	2006-2007		
	Budget	Budget		
General Administration	\$ 2,930,634	\$ 3,530,181	\$ 599,547	20%
Judicial System	2,018,704	2,273,296	254,592	13%
Public Safety	7,653,749	8,496,812	843,063	11%
Public Works	1,540,100	1,841,372	301,272	20%
Health and Welfare	9,370,650	8,743,614	(627,036)	(7)%
Schools	64,786,276	71,271,811	6,485,535	10%
Recreation & Cultural	1,229,831	1,376,123	146,292	12%
Community Development	2,158,963	2,583,704	424,741	20%
Debt Service	1,051,275	1,404,530	353,255	34%
Non-Departmental	409,300	455,300	46,000	11%
Capital Outlay, Utilities	14,330,674	5,675,170	(8,655,504)	(60)%
Totals	\$ 107,480,156	\$ 107,651,913	\$ 171,757	0%
Less Borrowed Funds				
And Landfill Set Aside	(9,247,949)		9,247,949	(100)%
Adjusted Budget	\$ 98,232,207	\$ 107,651,913	\$ 9,419,706	10%

There were a number of concerns and circumstances that set the stage for the budget development this year and provided the framework by which this proposed budget was developed:

- Additional resources for volunteer Fire/Rescue/Public Safety support are recommended in the form of additional night time Advanced Life Support personnel, an EMT Instructor/Arson Inspector, expanded training, and increased stipend support for Volunteers. This recommendation will allow, for the first time, 24/7 ALS coverage in the County.

- Absorbed a 28% Increase in Fuel Costs for schools and local government (\$535,000).
- \$100,000 increase in Juvenile Detention Costs.
- \$75,000 increase in the debt service reserve to reduce the impact of future debt service.
- Additional Parks and Recreation programs including Adult Lacrosse and Flag Football and online Shelter and Youth Sports Registration.
- Disaster recovery protection of mission critical Information Technology Infrastructure.

In terms of school funding for FY07, I am recommending the following:

- ☞ Operational Increase of \$1,350,000 in new money or a 6.2% increase from FY 2005-2006. Total School Operational Support of \$25.2 million or 42% of General Fund Expenditures. Operational and Capital Total Support of \$26.5 million or 44% of General Fund Expenditures.
- ☞ Maintain School Capital funding at the \$1,000,000 level. This amount includes \$351,030 in debt service reduction from prior years that will be rededicated to debt service upon the opening of Windy Gap Elementary School, most likely in the 2008-2009 fiscal year. Also included in the County Capital Fund is the School Debt Service reduction amount of \$248,876 which is being set aside as additional capital for Windy Gap Elementary when that school opens.

Other Highlights in the Budget Include:

- New Erosion & Sediment Control Inspector to handle the Septic Pump Out Ordinance recently adopted by the Board of Supervisors
- 5% increase in Employer Health Insurance Contributions
- Added \$10,000 to increase major rolloff box/Spring & Fall Cleanup Program
- 23% jump in workers compensation insurance premiums
- 14% increase in social service programs primarily in the area of special needs for children in foster care and for elderly and disabled care
- Employee portion of VRS paid in lieu of a salary increase for local government employees

Major Capital Improvements Proposed for FY07:

- Bridge at Waid Park funded from Fund Balance Reserves (\$290,000)
- Funds \$87,750 for Disaster Recovery Protection of Mission Critical Information Technology Infrastructure

- Funds \$120,000 in Enhanced Parks & Recreation Facilities
- Continues Significant Landfill Monitoring and Groundwater Corrective Action Expenditures
- Includes \$666,000 for Public Safety and Law Enforcement Apparatus, Vehicles and Improvements
- Provides Planning Funds for a Future Business Park

The recommendations outlined above are recommendations that require the 2006-2007 Budget be funded with the following existing tax rates:

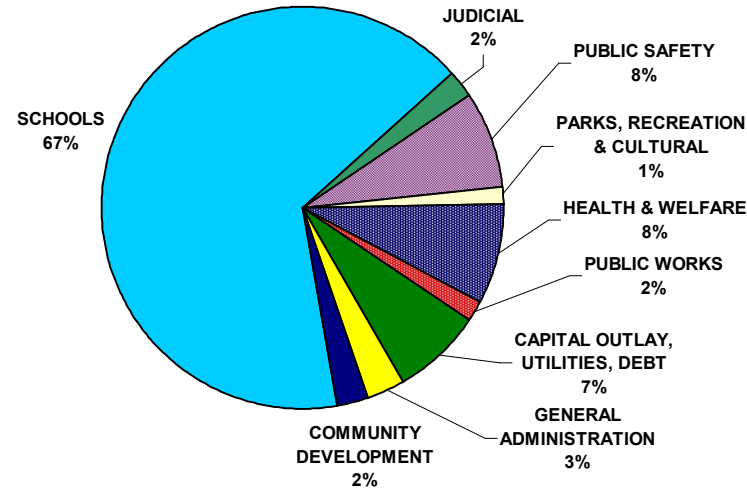
Real Estate	\$0.53per \$100 assessed valuation
Personal Property	\$1.67 per \$100 assessed valuation
Machinery & Tools	\$0.60/\$0.27 per \$100 assessed valuation
Merchants Capital	\$1.08 per \$100 assessed valuation

In closing, I would be remiss if I did not extend my utmost gratitude to the County's staff, who have worked diligently in the preparation of this plan. I would be happy to answer any questions which may have been generated and staff looks forward to working with you over the next several weeks to produce a plan that addresses our fiscal responsibilities for the coming year.

Respectfully submitted,

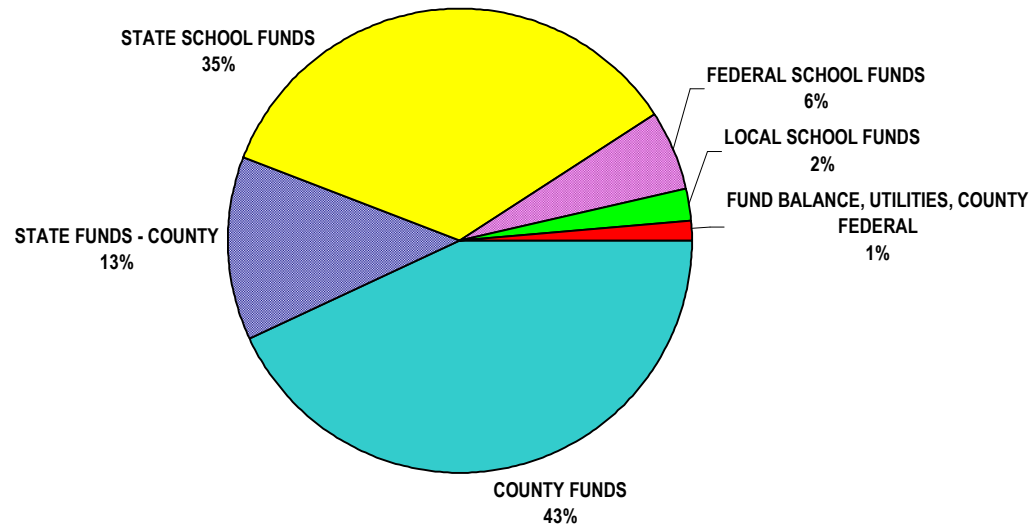
Richard E. Huff, II
County Administrator

PROPOSED 2006-2007 COUNTY EXPENDITURES (Net of Interfund Transfers)



	FY 2005-2006 ADOPTED	FY 2006-2007 PROPOSED	FY 2005-2006/FY 2006-2007 DIFFERENCE	% CHANGE	PERCENT OF TOTAL
SCHOOLS	64,786,276	71,271,811	6,485,535	10%	66%
JUDICIAL	2,018,704	2,273,296	254,592	13%	2%
PUBLIC SAFETY	7,653,749	8,496,812	843,063	11%	8%
PARKS, RECREATION & CULTURAL	1,229,831	1,376,123	146,292	12%	1%
HEALTH & WELFARE	9,370,650	8,743,614	(627,036)	-7%	8%
PUBLIC WORKS	1,540,100	1,841,372	301,272	20%	2%
CAPITAL OUTLAY, UTILITIES, DEBT	15,791,249	7,535,000	(8,256,249)	-52%	7%
GENERAL ADMINISTRATION	3,374,863	3,530,181	155,318	5%	3%
COMMUNITY DEVELOPMENT	1,714,734	2,583,704	868,970	51%	2%
TOTALS	107,480,156	107,651,913	171,757	0%	100%

PROPOSED 2006-2007 COUNTY REVENUES (Net of Interfund Transfers)



	FY 2005-2006 ADOPTED	FY 2006-2007 PROPOSED	FY 2005-2006/FY 2006-2007 DIFFERENCE	% CHANGE
COUNTY FUNDS	42,331,361	46,241,384	3,910,023	9%
STATE FUNDS - COUNTY	14,090,957	13,869,776	(221,181)	-2%
STATE SCHOOL FUNDS	33,101,325	37,535,534	4,434,209	13%
FEDERAL SCHOOL FUNDS	5,706,704	6,226,347	519,643	9%
LOCAL SCHOOL FUNDS	1,839,771	2,269,169	429,398	23%
FUND BALANCE, UTILITIES, COUNTY FEDERAL	10,410,038	1,509,703	(8,900,335)	-85%
TOTALS	107,480,156	107,651,913	171,757	0%

COUNTY OF FRANKLIN
General Fund Budget Expenditures

Account Number	Account Name	05-06	05-06	06-07	County	Change	
		Original Budget	Actual to Date	Dept Request	Administrator Recommended	05-06 to 06-07	% Change
Board of Supervisors							
111-010-1101-1001	SALARIES AND WAGES (FULL-TIME)	50,200	28,417	55,022	55,022	4,822	9.6%
111-010-1101-2001	FICA	3,840	1,411	4,209	4,209	369	9.6%
111-010-1101-2005	GROUP HEALTH INSURANCE	43,240	30,125	42,894	42,894	(346)	-0.8%
111-010-1101-3002	PROFESSIONAL SERVICES	105,000	96,228	165,000	165,000	60,000	57.1%
111-010-1101-3006	PRINTING & BINDING	5,000	1,001	5,000	5,000	0	0.0%
111-010-1101-3007	ADVERTISING	26,000	21,908	33,000	33,000	7,000	26.9%
111-010-1101-5201	POSTAL SERVICES	500	0	500	500	0	0.0%
111-010-1101-5401	OFFICE SUPPLIES	1,500	2,887	1,500	1,500	0	0.0%
111-010-1101-5411	BOOKS & SUBSCRIPTIONS	400	26	400	400	0	0.0%
111-010-1101-5413	OTHER OPERATING SUPPLIES	3,700	6,374	3,700	3,700	0	0.0%
111-010-1101-5501	TRAVEL (MILEAGE)	3,300	4,971	3,300	3,300	0	0.0%
111-010-1101-5503	TRAVEL (LODGING & SUBSISTENCE)	5,000	2,343	5,000	5,000	0	0.0%
111-010-1101-5504	TRAVEL (CONFERENCES)	2,850	2,525	2,850	2,850	0	0.0%
111-010-1101-5540	TRAINING	2,000	0	2,000	2,000	0	0.0%
111-010-1101-5801	MEMBERSHIP DUES (SUBSCRIPTIONS)	9,900	1,235	12,000	12,000	2,100	21.2%
111-010-1101-7001	MACHINERY AND EQUIPMENT	1,000	1,319	1,000	1,000	0	0.0%
111-010-1101-7002	FURNITURE AND FIXTURES	1,000	2,637	1,000	1,000	0	0.0%
		264,430	203,407	338,375	338,375	73,945	28.0%
County Administrator							
111-011-1201-1001	SALARIES AND WAGES (FULL-TIME)	213,008	144,715	215,685	215,685	2,677	1.3%
111-011-1201-1003	PART-TIME SALARIES AND WAGES	15,525	6,965	15,525	15,525	0	0.0%
111-011-1201-2001	FICA	17,483	9,937	17,688	17,688	205	1.2%
111-011-1201-2002	VRS RETIREMENT	10,650	7,189	25,321	25,321	14,671	137.8%
111-011-1201-2003	ICMA	8,060	7,609	9,131	9,131	1,071	13.3%
111-011-1201-2005	GROUP HEALTH INSURANCE	27,015	18,880	28,323	28,323	1,308	4.8%
111-011-1201-2007	VRS GROUP LIFE INSURANCE	0	0	1,057	1,057	1,057	100.0%
111-011-1201-3004	REPAIRS AND MAINTENANCE	315	118	315	315	0	0.0%
111-011-1201-3005	MAINTENANCE SERVICE CONTRACTS	3,000	0	3,000	3,000	0	0.0%
111-011-1201-3007	ADVERTISING	120	0	120	120	0	0.0%
111-011-1201-5201	POSTAL SERVICES	5,250	502	5,250	5,250	0	0.0%
111-011-1201-5203	PHONE (SCHOOL:PHONE,POSTAGE,UPS)	3,260	1,159	3,260	3,260	0	0.0%
111-011-1201-5306	SURETY BONDS	612	35	612	612	0	0.0%
111-011-1201-5401	OFFICE SUPPLIES	7,000	5,800	7,000	7,000	0	0.0%
111-011-1201-5408	VEHICLE & POWER EQUIP SUPPLIES	2,000	2,156	3,220	3,220	1,220	61.0%

Account Number	Account Name	County			Change		
		05-06 Original Budget	05-06 Actual to Date	06-07 Dept Request	Administrator Recommended	05-06 to 06-07	% Change
111-011-1201-5411	BOOKS & SUBSCRIPTIONS	1,020	1,075	1,200	1,200	180	17.6%
111-011-1201-5501	TRAVEL (MILEAGE)	3,500	146	3,500	3,500	0	0.0%
111-011-1201-5503	TRAVEL (LODGING & SUBSISTENCE)	4,100	1,398	4,100	4,100	0	0.0%
111-011-1201-5504	TRAVEL (CONFERENCES)	1,600	590	1,600	1,600	0	0.0%
111-011-1201-5701	DISCRETIONARY	750	612	750	750	0	0.0%
111-011-1201-5801	MEMBERSHIP DUES (SUBSCRIPTIONS)	2,000	1,917	2,000	2,000	0	0.0%
111-011-1201-7001	MACHINERY AND EQUIPMENT	500	0	500	500	0	0.0%
111-011-1201-7002	FURNITURE AND FIXTURES	500	429	500	500	0	0.0%
111-011-1201-8001	LEASE/RENT OF EQUIPMENT	4,683	3,222	4,683	4,683	0	0.0%
		331,951	214,454	354,340	354,340	22,389	6.7%
Commissioner of Revenue							
111-013-1209-1001	SALARIES AND WAGES (FULL-TIME)	263,105	166,772	320,550	320,550	57,445	21.8%
111-013-1209-1003	PART-TIME SALARIES AND WAGES	6,000	3,222	13,000	9,000	3,000	50.0%
111-013-1209-2001	FICA	20,586	12,327	25,111	25,111	4,525	22.0%
111-013-1209-2002	VRS RETIREMENT	13,155	8,314	37,633	37,633	24,478	186.1%
111-013-1209-2005	GROUP HEALTH INSURANCE	50,431	29,781	56,932	56,932	6,501	12.9%
111-013-1209-2007	VRS GROUP LIFE INSURANCE	0	0	1,571	1,571	1,571	100.0%
111-013-1209-3002	PROFESSIONAL SERVICES	35,000	31,249	53,000	53,000	18,000	51.4%
111-013-1209-3005	MAINTENANCE SERVICE CONTRACTS	4,500	0	4,500	4,500	0	0.0%
111-013-1209-3007	ADVERTISING	500	0	500	500	0	0.0%
111-013-1209-5201	POSTAL SERVICES	4,000	1,000	4,200	4,200	200	5.0%
111-013-1209-5203	PHONE (SCHOOL:PHONE,POSTAGE,UPS)	3,974	1,568	5,605	5,605	1,631	41.0%
111-013-1209-5401	OFFICE SUPPLIES	9,000	2,823	9,000	9,000	0	0.0%
111-013-1209-5413	OTHER OPERATING SUPPLIES	11,900	9,187	11,900	11,900	0	0.0%
111-013-1209-5501	TRAVEL (MILEAGE)	600	264	600	600	0	0.0%
111-013-1209-5503	TRAVEL (LODGING & SUBSISTENCE)	900	469	900	900	0	0.0%
111-013-1209-5504	TRAVEL (CONFERENCES)	900	60	900	900	0	0.0%
111-013-1209-8001	LEASE/RENT OF EQUIPMENT	3,358	2,281	3,358	3,358	0	0.0%
		427,909	269,317	549,260	545,260	117,351	27.4%
Reassessment							
111-013-1211-3002	PROFESSIONAL SERVICES	125,000	0	150,000	150,000	25,000	20.0%
Land Use							
111-013-1224-1001	SALARIES AND WAGES (FULL-TIME)	23,160	23,117	24,179	24,179	1,019	4.4%
111-013-1224-1003	PART-TIME SALARIES AND WAGES	0	3,179	0	0	0	
111-013-1224-2001	FICA	1,772	1,941	1,850	1,850	78	4.4%
111-013-1224-2002	VRS RETIREMENT	1,158	1,156	2,839	2,839	1,681	145.2%
111-013-1224-2005	GROUP HEALTH INSURANCE	8,123	4,051	3,740	3,740	(4,383)	-54.0%

Account Number	Account Name	County			Change		
		05-06 Original Budget	05-06 Actual to Date	06-07 Dept Request	Administrator Recommended	05-06 to 06-07	% Change
111-013-1224-2007	VRS GROUP LIFE INSURANCE	0	0	118	118	118	100.0%
111-013-1224-5201	POSTAL SERVICES	750	734	1,100	1,100	350	46.7%
111-013-1224-5203	PHONE (SCHOOL:PHONE,POSTAGE,UPS)	36	134	36	36	0	0.0%
111-013-1224-5401	OFFICE SUPPLIES	900	463	900	900	0	0.0%
111-013-1224-5503	TRAVEL (LODGING & SUBSISTENCE)	150	0	150	150	0	0.0%
111-013-1224-5801	MEMBERSHIP DUES (SUBSCRIPTIONS)	75	0	75	75	0	0.0%
		36,124	34,775	34,987	34,987	(1,137)	-3.1%
Treasurer							
111-014-1213-1001	SALARIES AND WAGES (FULL-TIME)	242,640	164,855	257,337	257,337	14,697	6.1%
111-014-1213-1002	OVERTIME	0	300	0	0	0	0.0%
111-014-1213-1003	PART-TIME SALARIES AND WAGES	4,000	1,210	4,000	4,000	0	0.0%
111-014-1213-2001	FICA	18,868	12,045	19,992	19,992	1,124	6.0%
111-014-1213-2002	VRS RETIREMENT	12,132	8,221	30,211	30,211	18,079	149.0%
111-014-1213-2005	GROUP HEALTH INSURANCE	36,819	29,286	43,976	43,976	7,157	19.4%
111-014-1213-2007	VRS GROUP LIFE INSURANCE	0	0	1,261	1,261	1,261	100.0%
111-014-1213-3002	PROFESSIONAL SERVICES	0	1,360	0	0	0	0.0%
111-014-1213-3004	REPAIRS AND MAINTENANCE	500	70	500	500	0	0.0%
111-014-1213-3006	PRINTING & BINDING	850	0	850	850	0	0.0%
111-014-1213-3007	ADVERTISING	315	67	315	315	0	0.0%
111-014-1213-5201	POSTAL SERVICES	44,880	31,723	49,800	49,800	4,920	11.0%
111-014-1213-5203	PHONE (SCHOOL:PHONE,POSTAGE,UPS)	3,178	129	4,805	4,805	1,627	51.2%
111-014-1213-5401	OFFICE SUPPLIES	19,100	14,664	14,900	14,900	(4,200)	-22.0%
111-014-1213-5501	TRAVEL (MILEAGE)	750	251	750	750	0	0.0%
111-014-1213-5503	TRAVEL (LODGING & SUBSISTENCE)	750	26	750	750	0	0.0%
111-014-1213-5504	TRAVEL (CONFERENCES)	700	520	700	700	0	0.0%
111-014-1213-5801	MEMBERSHIP DUES (SUBSCRIPTIONS)	1,180	395	1,180	1,180	0	0.0%
111-014-1213-7001	MACHINERY AND EQUIPMENT	800	0	800	800	0	0.0%
111-014-1213-7002	FURNITURE AND FIXTURES	500	0	500	500	0	0.0%
111-014-1213-8001	LEASE/RENT OF EQUIPMENT	4,463	2,731	5,458	5,458	995	22.3%
		392,425	267,853	438,085	438,085	45,660	11.6%
Finance							
111-015-1214-1001	SALARIES AND WAGES (FULL-TIME)	147,629	99,500	211,363	211,363	63,734	43.2%
111-015-1214-1002	OVERTIME	0	0	5,000	5,000	5,000	100.0%
111-015-1214-2001	FICA	11,294	7,010	16,169	16,169	4,875	43.2%
111-015-1214-2002	VRS RETIREMENT	7,381	4,844	24,814	24,814	17,433	236.2%
111-015-1214-2005	GROUP HEALTH INSURANCE	24,074	16,828	42,276	42,276	18,202	75.6%
111-015-1214-2007	VRS GROUP LIFE INSURANCE	0	0	1,036	1,036	1,036	100.0%
111-015-1214-3006	PRINTING & BINDING	1,000	1,047	1,200	1,200	200	20.0%

Account Number	Account Name				County	Change	
		05-06	05-06	06-07	Administrator	05-06 to	%
		Original Budget	Actual to Date	Dept Request	Recommended	06-07	Change
111-015-1214-5201	POSTAL SERVICES	120	45	120	120	0	0.0%
111-015-1214-5203	PHONE (SCHOOL:PHONE,POSTAGE,UPS)	64	43	120	120	56	87.5%
111-015-1214-5401	OFFICE SUPPLIES	400	199	800	800	400	100.0%
111-015-1214-5411	BOOKS & SUBSCRIPTIONS	175	13	175	175	0	0.0%
111-015-1214-5501	TRAVEL (MILEAGE)	375	0	500	500	125	33.3%
111-015-1214-5503	TRAVEL (LODGING & SUBSISTENCE)	500	0	1,500	1,500	1,000	200.0%
111-015-1214-5504	TRAVEL (CONFERENCES)	1,000	45	1,500	1,500	500	50.0%
111-015-1214-5801	MEMBERSHIP DUES (SUBSCRIPTIONS)	700	686	1,000	1,000	300	42.9%
111-015-1214-7001	MACHINERY AND EQUIPMENT	500	0	2,000	2,000	1,500	300.0%
111-015-1214-7002	FURNITURE AND FIXTURES	500	1,000	3,000	3,000	2,500	500.0%
		195,712	131,260	312,573	312,573	116,861	59.7%
Risk Management							
111-015-1215-2018	WORKERS COMPENSATION	95,000	91,534	117,000	117,000	22,000	23.2%
111-015-1215-5307	GENERAL LIABILITY INSURANCE	9,500	9,908	10,000	10,000	500	5.3%
111-015-1215-5308	PUBLIC OFFICIALS LIABILITY	8,805	9,247	9,500	9,500	695	7.9%
111-015-1215-5309	CRIME COVERAGE	725	735	750	750	25	3.4%
111-015-1215-5311	FLEET INSURANCE	30,000	30,910	34,000	34,000	4,000	13.3%
111-015-1215-5312	INLAND MARINE INSURANCE	0	5,622	6,000	6,000	6,000	100.0%
111-015-1215-5313	EXCESS LIABILITY	10,245	5,590	6,000	6,000	(4,245)	-41.4%
111-015-1215-5314	PROPERTY INSURANCE	15,255	15,750	17,000	17,000	1,745	11.4%
111-015-1215-5315	BOILER AND MACHINERY INSURANCE	1,802	1,888	2,000	2,000	198	11.0%
111-015-1215-5316	UNEMPLOYMENT INSURANCE	10,000	1,453	5,000	5,000	(5,000)	-50.0%
111-015-1215-5317	INSURANCE POOL	70,000	50,754	75,000	75,000	5,000	7.1%
		251,332	223,391	282,250	282,250	30,918	12.3%
Human Resources							
111-015-1216-1020	SICK AND VACATION	25,000	4,274	25,000	25,000	0	0.0%
111-015-1216-2001	FICA	2,000	1,919	2,000	2,000	0	0.0%
111-015-1216-2008	SERVICE AWARDS	4,500	1,050	4,500	4,500	0	0.0%
111-015-1216-2300	HEALTH INSURANCE	76,400	0	91,748	91,748	15,348	20.1%
111-015-1216-2800	STAFF DEVELOPMENT	35,000	7,228	50,000	50,000	15,000	42.9%
111-015-1216-5414	VOLUNTEER RETIREMENT	58,000	0	58,000	58,000	0	0.0%
111-015-1216-5501	TRAVEL			1,500	1,500	1,500	100.0%
111-015-1216-5540	TRAINING	6,000	2,461	10,000	10,000	4,000	66.7%
111-015-1216-9121	CONTINGENCY-PERSONNEL	25,712	20,817	0	0	(25,712)	-100.0%
		232,612	37,749	242,748	242,748	10,136	4.4%
IT							
111-016-1220-1001	SALARIES AND WAGES (FULL-TIME)	278,383	189,669	331,192	331,192	52,809	19.0%
111-016-1220-1003	PART-TIME SALARIES AND WAGES	10,350	10,777	24,000	8,200	(2,150)	-20.8%

Account Number	Account Name	County			Change		
		05-06 Original Budget	05-06 Actual to Date	06-07 Dept Request	Administrator Recommended	05-06 to 06-07	% Change
111-016-1220-2001	FICA	22,088	14,543	25,995	25,963	3,875	17.5%
111-016-1220-2002	VRS RETIREMENT	13,919	9,465	38,882	38,882	24,963	179.3%
111-016-1220-2005	GROUP HEALTH INSURANCE	32,197	28,891	55,051	55,051	22,854	71.0%
111-016-1220-2007	VRS GROUP LIFE INSURANCE	0	0	1,623	1,623	1,623	100.0%
111-016-1220-2008	SERVICE AWARDS	100	50	200	200	100	100.0%
111-016-1220-3002	PROFESSIONAL SERVICES	20,000	49,506	20,000	20,000	0	0.0%
111-016-1220-3004	REPAIRS AND MAINTENANCE	4,000	4,832	5,000	5,000	1,000	25.0%
111-016-1220-3005	MAINTENANCE SERVICE CONTRACTS	43,000	28,920	47,500	47,500	4,500	10.5%
111-016-1220-5201	POSTAL SERVICES	500	176	500	500	0	0.0%
111-016-1220-5203	PHONE (SCHOOL:PHONE,POSTAGE,UPS)	841	68	500	500	(341)	-40.5%
111-016-1220-5306	SURETY BONDS	800	0	0	0	(800)	-100.0%
111-016-1220-5401	OFFICE SUPPLIES	1,000	771	1,400	1,400	400	40.0%
111-016-1220-5411	BOOKS & SUBSCRIPTIONS	1,600	1,623	2,000	2,000	400	25.0%
111-016-1220-5413	OTHER OPERATING SUPPLIES	13,000	5,696	13,000	13,000	0	0.0%
111-016-1220-5504	TRAVEL (CONFERENCES)	5,500	675	6,000	6,000	500	9.1%
111-016-1220-7001	MACHINERY AND EQUIPMENT	500	0	1,000	1,000	500	100.0%
111-016-1220-7007	PURCHASE OF EQUIPMENT (HARDWAR	2,000	22,190	10,000	10,000	8,000	400.0%
111-016-1220-7008	SOFTWARE PURCHASES	10,000	3,437	20,000	20,000	10,000	100.0%
111-016-1221-3002	PROFESSIONAL SERVICES	3,000	640	3,000	3,000	0	0.0%
111-016-1221-3004	REPAIRS AND MAINTENANCE	1,000	481	1,000	1,000	0	0.0%
111-016-1221-3005	MAINTENANCE SERVICE CONTRACTS	12,000	10,558	15,000	15,000	3,000	25.0%
111-016-1221-5204	DATA LINES	37,205	37,372	42,000	42,000	4,795	12.9%
111-016-1221-5413	OTHER OPERATING SUPPLIES	700	24	700	700	0	0.0%
111-016-1221-7007	PURCHASE OF EQUIPMENT (HARDWAR	1,000	574	1,000	1,000	0	0.0%
		514,683	420,938	666,543	650,711	136,028	26.4%
Registrar							
111-017-1301-1001	SALARIES AND WAGES (FULL-TIME)	7,740	2,809	9,570	9,570	1,830	23.6%
111-017-1301-1003	PART-TIME SALARIES AND WAGES	20,900	18,328	27,930	27,930	7,030	33.6%
111-017-1301-2001	FICA	593	437	650	650	57	9.6%
111-017-1301-3004	REPAIRS AND MAINTENANCE	1,000	0	1,000	1,000	0	0.0%
111-017-1301-5501	TRAVEL (MILEAGE)	600	149	1,000	1,000	400	66.7%
111-017-1301-5503	TRAVEL (LODGING & SUBSISTENCE)	2,700	135	3,200	3,200	500	18.5%
111-017-1301-5801	MEMBERSHIP DUES (SUBSCRIPTIONS)	25	25	25	25	0	0.0%
111-017-1301-7001	MACHINERY AND EQUIPMENT	1,500	0	500	500	(1,000)	-66.7%
111-017-1301-8002	LEASE/RENT BUILDING	400	400	1,500	1,500	1,100	275.0%
111-017-1302-1001	SALARIES AND WAGES (FULL-TIME)	66,166	43,277	66,044	66,044	(122)	-0.2%
111-017-1302-1003	PART-TIME SALARIES AND WAGES	7,000	4,905	12,000	9,000	2,000	28.6%
111-017-1302-2001	FICA	5,597	3,545	5,970	5,741	144	2.6%

Account Number	Account Name				County	Change	
		05-06	05-06	06-07	Administrator	05-06 to	%
		Original Budget	Actual to Date	Dept Request	Recommended	06-07	Change
111-017-1302-2002	VRS RETIREMENT	3,308	2,163	7,753	7,753	4,445	134.4%
111-017-1302-2005	GROUP HEALTH INSURANCE	16,246	5,677	8,515	8,515	(7,731)	-47.6%
111-017-1302-2007	VRS GROUP LIFE INSURANCE	0	0	324	324	324	100.0%
111-017-1302-3005	MAINTENANCE SERVICE CONTRACTS	6,700	11,135	10,000	10,000	3,300	49.3%
111-017-1302-3006	PRINTING & BINDING	6,500	3,818	10,000	10,000	3,500	53.8%
111-017-1302-3007	ADVERTISING	500	332	2,500	2,500	2,000	400.0%
111-017-1302-5201	POSTAL SERVICES	3,000	1,074	3,500	3,500	500	16.7%
111-017-1302-5203	PHONE (SCHOOL:PHONE,POSTAGE,UPS)	261	92	300	300	39	14.9%
111-017-1302-5401	OFFICE SUPPLIES	1,000	398	1,500	1,500	500	50.0%
111-017-1302-5501	TRAVEL (MILEAGE)	600	506	1,000	1,000	400	66.7%
111-017-1302-5503	TRAVEL (LODGING & SUBSISTENCE)	1,850	0	2,550	2,550	700	37.8%
111-017-1302-5504	TRAVEL (CONFERENCES)	170	85	250	250	80	47.1%
111-017-1302-5801	MEMBERSHIP DUES (SUBSCRIPTIONS)	100	110	0	0	(100)	-100.0%
111-017-1302-7001	MACHINERY AND EQUIPMENT	1,500	426	1,500	1,500	0	0.0%
111-017-1302-7002	FURNITURE AND FIXTURES	0	0	2,000	2,000	2,000	100.0%
111-017-1302-8001	LEASE/RENT OF EQUIPMENT	2,500	1,023	3,000	3,000	500	20.0%
		158,456	100,849	184,081	180,852	22,396	14.1%
Circuit Court							
112-018-2101-1001	SALARIES AND WAGES (FULL-TIME)	38,638	26,238	39,330	39,330	692	1.8%
112-018-2101-1008	COMPENSATION OF JURORS	18,210	5,516	18,210	18,210	0	0.0%
112-018-2101-2001	FICA	3,009	1,866	3,009	3,009	0	0.0%
112-018-2101-2002	VRS RETIREMENT	1,967	1,311	4,617	4,617	2,650	134.7%
112-018-2101-2005	GROUP HEALTH INSURANCE	8,123	5,677	8,515	8,515	392	4.8%
112-018-2101-2007	VRS GROUP LIFE INSURANCE	0	0	193	193	193	10.0%
112-018-2101-3004	REPAIRS AND MAINTENANCE	100	0	100	100	0	0.0%
112-018-2101-3005	MAINTENANCE SERVICE CONTRACTS	364	283	364	364	0	0.0%
112-018-2101-5201	POSTAL SERVICES	1,000	659	1,000	1,000	0	0.0%
112-018-2101-5203	PHONE (SCHOOL:PHONE,POSTAGE,UPS)	300	1,163	300	300	0	0.0%
112-018-2101-5401	OFFICE SUPPLIES	2,050	1,609	2,050	2,050	0	0.0%
112-018-2101-5411	BOOKS & SUBSCRIPTIONS	3,600	3,412	3,600	3,600	0	0.0%
112-018-2101-5413	OTHER OPERATING SUPPLIES	700	309	700	700	0	0.0%
112-018-2101-5501	TRAVEL (MILEAGE)	1,250	631	1,250	1,250	0	0.0%
112-018-2101-7001	MACHINERY AND EQUIPMENT	200	0	2,000	2,000	1,800	900.0%
112-018-2101-8001	LEASE/RENT OF EQUIPMENT	3,450	1,694	3,450	3,450	0	0.0%
		82,961	50,368	88,688	88,688	5,727	6.9%
General District Court							
112-018-2102-3002	PROFESSIONAL SERVICES	0	112	0	0	0	0.0%
112-018-2102-3004	REPAIRS AND MAINTENANCE	300	0	300	300	0	0.0%

Account Number	Account Name	County			Change		
		05-06 Original Budget	05-06 Actual to Date	06-07 Dept Request	Administrator Recommended	05-06 to 06-07	% Change
112-018-2102-3005	MAINTENANCE SERVICE CONTRACTS	2,295	4,184	2,295	2,295	0	0.0%
112-018-2102-5201	POSTAL SERVICES	571	232	571	571	0	0.0%
112-018-2102-5203	PHONE (SCHOOL:PHONE,POSTAGE,UPS)	826	607	826	826	0	0.0%
112-018-2102-5401	OFFICE SUPPLIES	420	154	420	420	0	0.0%
112-018-2102-5411	BOOKS & SUBSCRIPTIONS	1,534	2,791	1,534	1,534	0	0.0%
112-018-2102-5501	TRAVEL (MILEAGE)	750	0	750	750	0	0.0%
112-018-2102-5801	MEMBERSHIP DUES (SUBSCRIPTIONS)	175	2,316	175	175	0	0.0%
112-018-2102-7001	MACHINERY AND EQUIPMENT	1,494	0	1,494	1,494	0	0.0%
112-018-2102-7002	FURNITURE AND FIXTURES	2,878	0	2,878	2,878	0	0.0%
		11,243	10,396	11,243	11,243	0	0.0%
Magistrate							
112-018-2103-5203	PHONE (SCHOOL:PHONE,POSTAGE,UPS)	1,943	57	2,000	2,000	57	2.9%
112-018-2103-5401	OFFICE SUPPLIES	300	84	300	300	0	0.0%
112-018-2103-5801	MEMBERSHIP DUES (SUBSCRIPTIONS)	75	75	75	75	0	0.0%
112-018-2103-7002	FURNITURE AND FIXTURES	545	0	600	600	55	10.1%
		2,863	216	2,975	2,975	112	3.9%
J and D Court							
112-018-2105-3000	PURCHASED SERVICES	350,000	287,482	450,000	450,000	100,000	28.6%
112-018-2105-3005	MAINTENANCE SERVICE CONTRACTS	4,834	3,085	5,200	5,200	366	7.6%
112-018-2105-5203	PHONE (SCHOOL:PHONE,POSTAGE,UPS)	2,770	682	4,762	4,762	1,992	71.9%
112-018-2105-5411	BOOKS & SUBSCRIPTIONS	2,500	399	2,500	2,500	0	0.0%
112-018-2105-5413	OTHER OPERATING SUPPLIES	1,200	1,194	2,000	2,000	800	66.7%
112-018-2105-5504	TRAVEL (CONFERENCES)	2,500	0	2,500	2,500	0	0.0%
112-018-2105-5801	MEMBERSHIP DUES (SUBSCRIPTIONS)	500	145	500	500	0	0.0%
112-018-2105-7001	MACHINERY AND EQUIPMENT	2,000	160	0	0	(2,000)	-100.0%
112-018-2105-7002	FURNITURE AND FIXTURES	600	24	1,000	1,000	400	66.7%
		366,904	293,171	468,462	468,462	101,558	27.7%
Juvenile Court Services							
112-018-2109-1001	SALARIES AND WAGES (FULL-TIME)	28,177	19,446	29,163	29,163	986	3.5%
112-018-2109-2001	FICA	2,156	1,446	2,231	2,231	75	3.5%
112-018-2109-2002	VRS RETIREMENT	1,409	972	3,424	3,424	2,015	143.0%
112-018-2109-2005	GROUP HEALTH INSURANCE	3,567	2,493	3,740	3,740	173	4.9%
112-018-2109-2007	VRS GROUP LIFE INSURANCE	0	0	143	143	143	100.0%
112-018-2109-3005	MAINTENANCE SERVICE CONTRACTS	500	149	500	500	0	0.0%
112-018-2109-3006	PRINTING & BINDING	150	125	250	250	100	66.7%
112-018-2109-5203	PHONE (SCHOOL:PHONE,POSTAGE,UPS)	6,495	3,917	6,600	6,600	105	1.6%
112-018-2109-5401	OFFICE SUPPLIES	500	446	850	850	350	70.0%
112-018-2109-5413	OTHER OPERATING SUPPLIES	300	0	300	300	0	0.0%

Account Number	Account Name	County			Change		
		05-06 Original Budget	05-06 Actual to Date	06-07 Dept Request	Administrator Recommended	05-06 to 06-07	% Change
112-018-2109-5501	TRAVEL (MILEAGE)	125	471	125	125	0	0.0%
112-018-2109-5540	TRAINING	520	250	850	850	330	63.5%
112-018-2109-7002	FURNITURE AND FIXTURES	750	1,882	750	750	0	0.0%
		44,649	31,597	48,926	48,926	4,277	9.6%
Clerk of Court							
112-019-2106-1001	SALARIES AND WAGES (FULL-TIME)	318,633	217,470	328,056	328,056	9,423	3.0%
112-019-2106-1003	PART-TIME SALARIES AND WAGES	8,500	9,762	12,000	12,000	3,500	41.2%
112-019-2106-2001	FICA	25,096	15,893	26,015	26,015	919	3.7%
112-019-2106-2002	VRS RETIREMENT	15,977	10,740	38,514	38,514	22,537	141.1%
112-019-2106-2005	GROUP HEALTH INSURANCE	50,958	38,321	58,221	58,221	7,263	14.3%
112-019-2106-2007	VRS GROUP LIFE INSURANCE	0	0	1,607	1,607	1,607	100.0%
112-019-2106-3002	PROFESSIONAL SERVICES	8,552	1,346	8,852	8,852	300	3.5%
112-019-2106-3004	REPAIRS AND MAINTENANCE	1,800	676	1,800	1,800	0	0.0%
112-019-2106-3005	MAINTENANCE SERVICE CONTRACTS	16,000	16,787	16,000	16,000	0	0.0%
112-019-2106-3006	PRINTING & BINDING	3,500	796	3,500	3,500	0	0.0%
112-019-2106-3009	PURCHASES OF SERVICES-OTHER GOV	0	0	15,200	15,200	15,200	100.0%
112-019-2106-5201	POSTAL SERVICES	4,000	4,126	4,000	4,000	0	0.0%
112-019-2106-5203	PHONE (SCHOOL:PHONE,POSTAGE,UPS)	500	334	500	500	0	0.0%
112-019-2106-5401	OFFICE SUPPLIES	14,000	6,482	14,000	14,000	0	0.0%
112-019-2106-5413	OTHER OPERATING SUPPLIES	6,000	897	6,000	6,000	0	0.0%
112-019-2106-5501	TRAVEL (MILEAGE)	500	0	500	500	0	0.0%
112-019-2106-5503	TRAVEL (LODGING & SUBSISTENCE)	400	0	400	400	0	0.0%
112-019-2106-5505	TRAVEL (CONFERENCES)	600	300	600	600	0	0.0%
112-019-2106-7001	MACHINERY AND EQUIPMENT	1,500	17,945	1,500	1,500	0	0.0%
112-019-2106-8001	LEASE/RENT OF EQUIPMENT	7,775	5,033	7,775	7,775	0	0.0%
		484,291	346,908	545,040	545,040	60,749	12.5%
Commonwealth Attorney							
112-020-2201-1001	SALARIES AND WAGES (FULL-TIME)	395,655	247,269	406,602	406,602	10,947	2.8%
112-020-2201-2001	FICA	29,120	16,651	31,105	31,105	1,985	6.8%
112-020-2201-2002	VRS RETIREMENT	19,033	12,314	47,735	47,735	28,702	150.8%
112-020-2201-2005	GROUP HEALTH INSURANCE	46,752	31,127	53,808	53,808	7,056	15.1%
112-020-2201-2007	VRS GROUP LIFE INSURANCE	0	0	1,992	1,992	1,992	100.0%
112-020-2201-3005	MAINTENANCE SERVICE CONTRACTS	3,600	2,950	3,600	3,600	0	0.0%
112-020-2201-5201	POSTAL SERVICES	900	0	900	900	0	0.0%
112-020-2201-5203	PHONE (SCHOOL:PHONE,POSTAGE,UPS)	1,864	503	1,864	1,864	0	0.0%
112-020-2201-5401	OFFICE SUPPLIES	4,500	1,889	4,500	4,500	0	0.0%
112-020-2201-5411	BOOKS & SUBSCRIPTIONS	2,400	1,523	2,400	2,400	0	0.0%
112-020-2201-5501	TRAVEL (MILEAGE)	100	0	100	100	0	0.0%

Account Number	Account Name				County	Change	
		05-06	05-06	06-07	Administrator	05-06 to	%
		Original Budget	Actual to Date	Dept Request	Recommended	06-07	Change
112-020-2201-5503	TRAVEL (LODGING & SUBSISTENCE)	250	0	250	250	0	0.0%
112-020-2201-5504	TRAVEL (CONFERENCES)	200	0	200	200	0	0.0%
112-020-2201-5701	DISCRETIONARY	2,000	0	2,000	2,000	0	0.0%
112-020-2201-5704	CHILD ABUSE VICTIMS GRANT	0	8,000	0	0	0	0.0%
112-020-2201-5801	MEMBERSHIP DUES (SUBSCRIPTIONS)	1,196	115	1,196	1,196	0	0.0%
112-020-2201-7001	MACHINERY AND EQUIPMENT	2,000	0	2,000	2,000	0	0.0%
		509,570	322,341	560,252	560,252	50,682	9.9%
Sheriff - Courts							
112-021-2107-1001	SALARIES AND WAGES (FULL-TIME)	376,002	232,209	376,424	376,424	422	0.1%
112-021-2107-2001	FICA	28,764	16,455	28,796	28,796	32	0.1%
112-021-2107-2002	VRS RETIREMENT	18,800	11,559	44,192	44,192	25,392	135.1%
112-021-2107-2005	GROUP HEALTH INSURANCE	77,657	51,791	81,760	81,760	4,103	5.3%
112-021-2107-2007	VRS GROUP LIFE INSURANCE	0	0	1,538	1,538	1,538	100.0%
112-021-2107-2008	SERVICE AWARDS	0	150	0	0	0	0.0%
		501,223	312,164	532,710	532,710	31,487	6.3%
Sheriff - Law Enforcement							
113-021-3102-1001	SALARIES AND WAGES (FULL-TIME)	1,585,469	1,009,363	1,608,819	1,608,819	23,350	1.5%
113-021-3102-1002	OVERTIME	30,000	19,933	45,000	45,000	15,000	50.0%
113-021-3102-1005	FEDERAL ASSET FORFEITURE ACTIVITY	10,000	0	0	0	(10,000)	-100.0%
113-021-3102-1006	SELECTIVE ENFORCEMENT GRANT	11,000	13,003	20,000	20,000	9,000	81.8%
113-021-3102-1009	COMMUNITY RESOURCE ACTIVITY	13,329	4,931	16,774	16,774	3,445	25.8%
113-021-3102-1010	OFF DUTY PAY	25,000	17,763	25,000	25,000	0	0.0%
113-021-3102-1011	STATE ASSET FORFEITURE ACTIVITY	5,000	0	0	0	(5,000)	-100.0%
113-021-3102-1012	DRUG ENHANCEMENT OVERTIME	14,666	9,735	0	0	(14,666)	-100.0%
113-021-3102-2001	FICA	125,937	76,813	126,517	126,517	580	0.5%
113-021-3102-2002	VRS RETIREMENT	80,812	50,506	188,875	188,875	108,063	133.7%
113-021-3102-2005	GROUP HEALTH INSURANCE	259,457	167,759	271,148	271,148	11,691	4.5%
113-021-3102-2007	VRS GROUP LIFE INSURANCE	0	0	7,883	7,883	7,883	100.0%
113-021-3102-2008	SERVICE AWARDS	0	1,750	0	0	0	0.0%
113-021-3102-2014	SELECTIVE ENFORCEMENT-FICA	842	958	0	0	(842)	-100.0%
113-021-3102-2015	DRUG ENHANCEMENT-FICA	0	606	0	0	0	0.0%
113-021-3102-2017	COMM. RESOURCE ACT. FICA	1,785	223	0	0	(1,785)	-100.0%
113-021-3102-3001	PROFESSIONAL HEALTH SERVICES	3,600	4,019	3,600	3,600	0	0.0%
113-021-3102-3004	REPAIRS AND MAINTENANCE	600	518	600	600	0	0.0%
113-021-3102-3005	MAINTENANCE SERVICE CONTRACTS	21,454	19,030	21,454	21,454	0	0.0%
113-021-3102-3006	PRINTING & BINDING	3,000	1,626	3,000	3,000	0	0.0%
113-021-3102-3007	ADVERTISING	150	0	150	150	0	0.0%
113-021-3102-5201	POSTAL SERVICES	2,600	1,593	2,800	2,800	200	7.7%

Account Number	Account Name				County	Change	
		05-06	05-06	06-07	Administrator	05-06 to	%
		Original Budget	Actual to Date	Dept Request	Recommended	06-07	Change
113-021-3102-5203	PHONE (SCHOOL:PHONE,POSTAGE,UPS)	24,845	33,014	39,845	27,845	3,000	12.1%
113-021-3102-5305	MOTOR VEHICLE INSURANCE	25,000	25,000	25,000	25,000	0	0.0%
113-021-3102-5306	SURETY BONDS	200	100	200	200	0	0.0%
113-021-3102-5401	OFFICE SUPPLIES	4,000	1,490	4,000	4,000	0	0.0%
113-021-3102-5403	AGRICULTURAL SUPPLIES	3,000	623	3,000	3,000	0	0.0%
113-021-3102-5408	VEHICLE & POWER EQUIP SUPPLIES	216,000	287,156	375,000	275,000	59,000	27.3%
113-021-3102-5409	POLICE SUPPLIES	19,500	24,542	25,000	22,000	2,500	12.8%
113-021-3102-5410	UNIFORMS AND WEARING APPAREL	32,500	30,411	47,500	35,000	2,500	7.7%
113-021-3102-5415	SURVEILLANCE EQUIPMENT	2,000	1,197	2,974	2,974	974	48.7%
113-021-3102-5416	DIVING EQUIPMENT	2,000	0	2,000	2,000	0	0.0%
113-021-3102-5417	RANGE (FIRING)	100	204	100	100	0	0.0%
113-021-3102-5418	COMPUTER EQUIPMENT SUPPLIES	3,000	1,254	3,000	3,000	0	0.0%
113-021-3102-5419	POLICE VEH. I.D. & SUPPL.	29,000	2,882	29,000	29,000	0	0.0%
113-021-3102-5420	AMMUNITION AND SUPPLIES	13,000	6,153	13,250	13,250	250	1.9%
113-021-3102-5422	BULLET PROOF VESTS	6,750	1,291	6,750	6,750	0	0.0%
113-021-3102-5423	D.A.R.E. SUPPLIES	8,000	7,348	8,000	8,000	0	0.0%
113-021-3102-5501	TRAVEL (MILEAGE)	12,500	21,407	15,000	15,000	2,500	20.0%
113-021-3102-5504	TRAVEL (CONFERENCES)	9,000	4,396	9,000	9,000	0	0.0%
113-021-3102-5540	TRAINING	22,500	0	22,500	22,500	0	0.0%
113-021-3102-5801	MEMBERSHIP DUES (SUBSCRIPTIONS)	3,500	4,207	3,500	3,500	0	0.0%
113-021-3102-5805	CRIMINAL ACTIVITIES	2,000	0	2,000	2,000	0	0.0%
113-021-3102-5809	TRACKING DOG AND TRAINING	2,000	1,135	2,000	2,000	0	0.0%
113-021-3102-7001	MACHINERY AND EQUIPMENT	2,500	0	0	0	(2,500)	-100.0%
113-021-3102-7002	FURNITURE AND FIXTURES	2,000	825	2,000	2,000	0	0.0%
113-021-3102-7003	COMMUNICATIONS EQUIPMENT	18,250	2,824	22,009	20,000	1,750	9.6%
113-021-3102-7007	PURCHASE OF EQUIPMENT (HARDWAR	5,000	3,129	5,000	5,000	0	0.0%
113-021-3102-7009	FILING SYSTEM	0	565	2,000	2,000	2,000	100.0%
113-021-3102-8001	LEASE/RENT OF EQUIPMENT	3,252	2,288	3,252	3,252	0	0.0%
113-021-3102-8002	LEASE/RENT OF BUILDING	0	10,214	15,322	15,322	15,322	100.0%
		2,666,098	1,873,784	3,029,822	2,900,313	234,215	8.8%
Sheriff - Corrections							
113-021-3301-1001	SALARIES AND WAGES (FULL-TIME)	860,200	665,417	884,405	884,405	24,205	2.8%
113-021-3301-1003	PART-TIME SALARIES AND WAGES	28,263	16,928	28,263	28,263	0	0.0%
113-021-3301-2001	FICA	67,967	49,744	69,819	69,819	1,852	2.7%
113-021-3301-2002	VRS RETIREMENT	43,010	33,043	103,829	103,829	60,819	141.4%
113-021-3301-2005	GROUP HEALTH INSURANCE	135,903	109,735	150,981	150,981	15,078	11.1%
113-021-3301-2007	VRS GROUP LIFE INSURANCE	0	0	4,334	4,334	4,334	100.0%
113-021-3301-2008	SERVICE AWARDS	0	200	0	0	0	0.0%

Account Number	Account Name				County	Change	
		05-06 Original Budget	05-06 Actual to Date	06-07 Dept Request	Administrator Recommended	05-06 to 06-07	% Change
113-021-3301-3001	PROFESSIONAL HEALTH SERVICES	25,000	29,893	25,000	25,000	0	0.0%
113-021-3301-3004	REPAIRS AND MAINTENANCE	16,250	6,700	18,750	18,750	2,500	15.4%
113-021-3301-3005	MAINTENANCE SERVICE CONTRACTS	3,131	1,602	3,131	3,131	0	0.0%
113-021-3301-3006	PRINTING & BINDING	1,500	84	1,500	1,500	0	0.0%
113-021-3301-3009	PURCHASES OF SERVICES-OTHER GOV	545,000	255,250	585,000	585,000	40,000	7.3%
113-021-3301-5101	ELECTRICAL SERVICES	11,500	7,003	11,500	11,500	0	0.0%
113-021-3301-5102	HEATING SERVICES	10,000	7,008	12,000	11,000	1,000	10.0%
113-021-3301-5103	WATER & SEWER SERVICES	6,500	6,715	10,500	10,500	4,000	61.5%
113-021-3301-5104	PEST CONTROL	795	889	995	995	200	25.2%
113-021-3301-5201	POSTAL SERVICES	2,100	390	2,100	2,100	0	0.0%
113-021-3301-5203	PHONE (SCHOOL:PHONE,POSTAGE,UPS)	2,965	1,202	2,965	2,965	0	0.0%
113-021-3301-5401	OFFICE SUPPLIES	2,850	3,502	3,500	3,500	650	22.8%
113-021-3301-5402	FOOD SUPPLIES AND SERVICES	175,000	121,773	175,000	175,000	0	0.0%
113-021-3301-5404	MEDICAL & LABORATORY SUPPLIES	3,000	2,273	3,000	3,000	0	0.0%
113-021-3301-5405	LAUNDRY-HSEKEEPING & JAN. SUP.	13,000	8,030	13,000	13,000	0	0.0%
113-021-3301-5406	LINEN SUPPLIES	3,000	6,078	6,000	6,000	3,000	100.0%
113-021-3301-5413	OTHER OPERATING SUPPLIES	2,300	2,623	2,300	2,300	0	0.0%
113-021-3301-7001	MACHINERY AND EQUIPMENT	12,000	9,399	12,000	12,000	0	0.0%
113-021-3301-7010	JAIL PAY PHONE COMMISSION	20,000	7,568	20,000	20,000	0	0.0%
113-021-3301-8001	LEASE/RENT OF EQUIPMENT	2,030	1,307	2,030	2,030	0	0.0%
		1,993,264	1,354,356	2,151,902	2,150,902	157,638	7.9%
Building Inspections							
113-022-3401-1001	SALARIES AND WAGES (FULL-TIME)	210,861	140,778	251,075	251,075	40,214	19.1%
113-022-3401-2001	FICA	16,131	9,884	19,207	19,207	3,076	19.1%
113-022-3401-2002	VRS RETIREMENT	10,543	7,028	29,476	29,476	18,933	179.6%
113-022-3401-2005	GROUP HEALTH INSURANCE	49,005	36,428	63,164	63,164	14,159	28.9%
113-022-3401-2007	VRS GROUP LIFE INSURANCE	0	0	1,230	1,230	1,230	100.0%
113-022-3401-3004	REPAIRS AND MAINTENANCE	625	16	625	625	0	0.0%
113-022-3401-3010	STATE TRAINING FEES	5,700	6,439	6,200	6,200	500	8.8%
113-022-3401-5201	POSTAL SERVICES	800	386	900	900	100	12.5%
113-022-3401-5203	PHONE (SCHOOL:PHONE,POSTAGE,UPS)	4,873	2,222	6,000	6,000	1,127	23.1%
113-022-3401-5401	OFFICE SUPPLIES	5,600	6,473	9,000	9,000	3,400	60.7%
113-022-3401-5408	VEHICLE & POWER EQUIP SUPPLIES	9,400	8,237	12,000	12,000	2,600	27.7%
113-022-3401-5410	UNIFORMS AND WEARING APPAREL	900	63	900	900	0	0.0%
113-022-3401-5411	BOOKS & SUBSCRIPTIONS	2,500	754	2,500	2,500	0	0.0%
113-022-3401-5501	TRAVEL (MILEAGE)	300	0	300	300	0	0.0%
113-022-3401-5504	TRAVEL (CONFERENCES)	400	266	400	400	0	0.0%
113-022-3401-5801	MEMBERSHIP DUES (SUBSCRIPTIONS)	1,125	35	1,125	1,125	0	0.0%

Account Number	Account Name	County			Change		
		05-06 Original Budget	05-06 Actual to Date	06-07 Dept Request	Administrator Recommended	05-06 to 06-07	% Change
113-022-3401-5803	REFUNDS	1,800	1,257	2,500	2,500	700	38.9%
113-022-3401-7001	MACHINERY AND EQUIPMENT	0	451	0	0	0	0.0%
113-022-3401-7002	FURNITURE AND FIXTURES	1,000	0	4,000	4,000	3,000	300.0%
		321,563	220,717	410,602	410,602	89,039	27.7%
Animal Control							
113-023-3501-1001	SALARIES AND WAGES (FULL-TIME)	83,964	56,937	85,565	85,565	1,601	1.9%
113-023-3501-1002	OVERTIME	6,000	4,198	7,500	7,500	1,500	25.0%
113-023-3501-1003	PART-TIME SALARIES AND WAGES	1,000	0	1,000	1,000	0	0.0%
113-023-3501-2001	FICA	6,959	4,593	7,196	7,196	237	3.4%
113-023-3501-2002	VRS RETIREMENT	4,198	2,845	10,045	10,045	5,847	139.3%
113-023-3501-2005	GROUP HEALTH INSURANCE	4,794	5,063	7,596	7,596	2,802	58.4%
113-023-3501-2007	VRS GROUP LIFE INSURANCE	0	0	419	419	419	100.0%
113-023-3501-2008	SERVICE AWARDS	0	50	0	0	0	0.0%
113-023-3501-3002	PROFESSIONAL SERVICES	2,500	3,861	2,500	2,500	0	0.0%
113-023-3501-3004	REPAIRS AND MAINTENANCE	8,000	3,200	10,000	10,000	2,000	25.0%
113-023-3501-5101	ELECTRICAL SERVICES	3,600	2,254	3,800	3,800	200	5.6%
113-023-3501-5103	WATER & SEWER SERVICES	1,100	660	1,100	1,100	0	0.0%
113-023-3501-5203	PHONE (SCHOOL:PHONE,POSTAGE,UPS)	2,100	1,059	2,200	2,200	100	4.8%
113-023-3501-5306	SURETY BONDS	400	300	1,500	1,500	1,100	275.0%
113-023-3501-5401	OFFICE SUPPLIES	500	288	500	500	0	0.0%
113-023-3501-5402	FOOD SUPPLIES AND SERVICES	500	0	500	500	0	0.0%
113-023-3501-5403	AGRICULTURAL SUPPLIES	0	0	1,500	1,500	1,500	100.0%
113-023-3501-5404	MEDICAL & LABORATORY SUPPLIES	1,500	2,066	2,500	2,500	1,000	66.7%
113-023-3501-5408	VEHICLE & POWER EQUIP SUPPLIES	7,500	7,173	12,000	12,000	4,500	60.0%
113-023-3501-5410	UNIFORMS AND WEARING APPAREL	1,200	833	1,500	1,500	300	25.0%
113-023-3501-5413	OTHER OPERATING SUPPLIES	4,500	2,831	5,000	5,000	500	11.1%
113-023-3501-5501	TRAVEL (MILEAGE)	100	0	100	100	0	0.0%
113-023-3501-5503	TRAVEL (LODGING & SUBSISTENCE)	300	0	300	300	0	0.0%
113-023-3501-5505	TRAVEL (CONFERENCES)	550	0	550	550	0	0.0%
113-023-3501-5801	MEMBERSHIP DUES (SUBSCRIPTIONS)	1,000	45	1,200	1,200	200	20.0%
113-023-3501-5803	REFUNDS	2,000	500	2,500	2,500	500	25.0%
113-023-3501-7001	MACHINERY AND EQUIPMENT	1,900	2,321	2,500	2,500	600	31.6%
113-023-3501-7003	COMMUNICATIONS EQUIPMENT	1,000	0	1,000	1,000	0	0.0%
		147,165	101,077	172,071	172,071	24,906	16.9%
Public Safety							
113-023-3505-1001	SALARIES AND WAGES (FULL-TIME)	490,615	311,480	650,624	618,545	127,930	26.1%
113-023-3505-1002	OVERTIME	23,000	35,464	28,000	28,000	5,000	21.7%
113-023-3505-1003	PART-TIME SALARIES AND WAGES	43,000	38,184	60,000	30,000	(13,000)	-30.2%

Account Number	Account Name	County			Change		
		05-06 Original Budget	05-06 Actual to Date	06-07 Dept Request	Administrator Recommended	05-06 to 06-07	% Change
113-023-3505-2001	FICA	42,581	28,344	56,505	52,368	9,787	23.0%
113-023-3505-2002	VRS RETIREMENT	24,531	15,539	76,383	72,617	48,086	196.0%
113-023-3505-2005	GROUP HEALTH INSURANCE	86,316	50,880	128,699	120,183	33,867	39.2%
113-023-3505-2007	VRS GROUP LIFE INSURANCE	0	0	3,188	3,031	3,031	100.0%
113-023-3505-2008	SERVICE AWARDS	100	150	100	0	(100)	-100.0%
113-023-3505-3002	PROFESSIONAL SERVICES	12,000	694	6,000	6,000	(6,000)	-50.0%
113-023-3505-3004	REPAIRS AND MAINTENANCE	20,000	4,967	25,000	25,000	5,000	25.0%
113-023-3505-3005	MAINTENANCE SERVICE CONTRACTS	0	0	16,000	16,000	16,000	100.0%
113-023-3505-5101	ELECTRICAL SERVICES	22,000	15,472	24,000	24,000	2,000	9.1%
113-023-3505-5102	HEATING SERVICES	13,000	0	8,000	8,000	(5,000)	-38.5%
113-023-3505-5103	WATER & SEWER SERVICES	2,000	0	2,000	2,000	0	0.0%
113-023-3505-5201	POSTAL SERVICES	1,000	1,383	2,500	2,500	1,500	150.0%
113-023-3505-5203	PHONE (SCHOOL:PHONE,POSTAGE,UPS)	23,759	13,957	26,000	26,000	2,241	9.4%
113-023-3505-5306	SURETY BONDS	0	0	1,000	1,000	1,000	100.0%
113-023-3505-5307	GENERAL LIABILITY INSURANCE	62,000	37,366	65,000	65,000	3,000	4.8%
113-023-3505-5318	ACCIDENT INSURANCE	40,000	47,302	42,000	42,000	2,000	5.0%
113-023-3505-5401	OFFICE SUPPLIES	4,500	6,702	7,000	7,000	2,500	55.6%
113-023-3505-5402	FOOD SUPPLIES AND SERVICES	500	708	500	500	0	0.0%
113-023-3505-5404	MEDICAL & LABORATORY SUPPLIES	0	75	0	0	0	0.0%
113-023-3505-5408	VEHICLE & POWER EQUIP SUPPLIES	46,000	43,572	62,000	62,000	16,000	34.8%
113-023-3505-5410	UNIFORMS AND WEARING APPAREL	24,000	12,924	20,000	20,000	(4,000)	-16.7%
113-023-3505-5413	OTHER OPERATING SUPPLIES	17,000	10,988	25,000	25,000	8,000	47.1%
113-023-3505-5414	VOLUNTEER RECRUITMENT/RETENTIO	62,000	55,992	66,000	61,000	(1,000)	-1.6%
113-023-3505-5446	HAZARDOUS MATERIALS SUPPLIES	500	0	500	500	0	0.0%
113-023-3505-5448	PUBLIC SAFETY OPERATIONS REIMBUR	10,000	0	10,000	10,000	0	0.0%
113-023-3505-5449	LOCAL EMERGENCY PLANNING COMM	300	0	300	300	0	0.0%
113-023-3505-5460	VOL. FIRE DEPT. ALLOCATION	224,000	187,020	248,000	248,000	24,000	10.7%
113-023-3505-5461	VOL. RESCUE SQUAD ALLOCATION	170,000	143,784	172,000	172,000	2,000	1.2%
113-023-3505-5462	SPECIALTY TEAMS	15,000	10,062	15,000	15,000	0	0.0%
113-023-3505-5463	OUT OF COUNTY DEPARTMENTS	52,000	38,790	40,000	40,000	(12,000)	-23.1%
113-023-3505-5464	EMERGENCY OPERATIONS PLANNING C	0	848	0	0	0	0.0%
113-023-3505-5465	DEM EQUIPMENT GRANT	0	164,440	0	0	0	0.0%
113-023-3505-5501	TRAVEL (MILEAGE)	750	0	750	750	0	0.0%
113-023-3505-5503	TRAVEL (LODGING & SUBSISTENCE)	1,500	1,032	2,000	2,000	500	33.3%
113-023-3505-5504	TRAVEL (CONFERENCES)	1,500	247	2,000	2,000	500	33.3%
113-023-3505-5540	TRAINING	22,000	12,592	30,000	30,000	8,000	36.4%
113-023-3505-5801	MEMBERSHIP DUES (SUBSCRIPTIONS)	2,600	890	2,600	2,600	0	0.0%
113-023-3505-7001	MACHINERY AND EQUIPMENT	20,500	109,944	31,263	31,263	10,763	52.5%

Account Number	Account Name				County	Change	
		05-06 Original Budget	05-06 Actual to Date	06-07 Dept Request	Administrator Recommended	05-06 to 06-07	% Change
113-023-3505-7003	COMMUNICATIONS EQUIPMENT	8,000	585	12,000	12,000	4,000	50.0%
113-023-3505-7005	MOTOR VEHICLES	96,000	0	23,000	23,000	(73,000)	-76.0%
113-023-3506-5600	CONTRIBUTIONS TO OTHER ENTITIES	13,336	0	13,336	13,336	0	0.0%
		1,697,888	1,402,377	2,004,248	1,920,493	222,605	13.1%
Solid Waste/Landfill							
114-024-4203-1001	SALARIES AND WAGES (FULL-TIME)	172,912	100,508	194,007	172,912	0	0.0%
114-024-4203-1002	OVERTIME	12,000	25,315	21,000	21,000	9,000	75.0%
114-024-4203-1003	PART-TIME SALARIES AND WAGES	2,500	0	2,500	2,500	0	0.0%
114-024-4203-2001	FICA	14,337	9,288	16,640	15,026	689	4.8%
114-024-4203-2002	VRS RETIREMENT	8,646	5,033	22,776	20,300	11,654	134.8%
114-024-4203-2005	GROUP HEALTH INSURANCE	34,898	18,735	45,117	36,601	1,703	4.9%
114-024-4203-2007	VRS GROUP LIFE INSURANCE	0	0	847	847	847	100.0%
114-024-4203-2008	SERVICE AWARDS	250	250	0	0	(250)	-100.0%
114-024-4203-3002	PROFESSIONAL SERVICES	93,176	56,072	103,176	103,176	10,000	10.7%
114-024-4203-3005	MAINTENANCE SERVICE CONTRACTS	20,000	9,856	20,000	20,000	0	0.0%
114-024-4203-5101	ELECTRICAL SERVICES	1,600	703	1,600	1,600	0	0.0%
114-024-4203-5407	REPAIR & MAINTENANCE SUPPLIES	14,000	941	14,000	14,000	0	0.0%
114-024-4203-5408	VEHICLE & POWER EQUIP SUPPLIES	165,000	184,775	250,000	250,000	85,000	51.5%
114-024-4203-5467	LITTER CONTROL GRANT	0	6,367	0	0	0	100.0%
114-024-4203-7001	MACHINERY AND EQUIPMENT	15,000	13,654	20,000	20,000	5,000	33.3%
114-024-4204-1001	SALARIES AND WAGES (FULL-TIME)	65,184	41,900	64,551	64,551	(633)	-1.0%
114-024-4204-1002	OVERTIME	26,035	14,737	26,000	26,000	(35)	-0.1%
114-024-4204-2001	FICA	6,978	4,228	6,927	6,927	(51)	-0.7%
114-024-4204-2002	VRS RETIREMENT	3,259	2,004	7,578	7,578	4,319	132.5%
114-024-4204-2005	GROUP HEALTH INSURANCE	15,257	6,512	9,043	9,043	(6,214)	-40.7%
114-024-4204-2007	VRS GROUP LIFE INSURANCE	0	0	316	316	316	100.0%
114-024-4204-2008	SERVICE AWARDS	50	0	0	0	(50)	-100.0%
114-024-4204-3007	ADVERTISING	50	0	50	50	0	0.0%
114-024-4204-5403	AGRICULTURAL SUPPLIES	4,850	2,451	4,850	4,850	0	0.0%
114-024-4204-5407	REPAIR & MAINTENANCE SUPPLIES	36,000	25,946	42,000	42,000	6,000	16.7%
114-024-4204-5408	VEHICLE & POWER EQUIP SUPPLIES	30,000	14,929	30,000	30,000	0	0.0%
114-024-4204-5413	OTHER OPERATING SUPPLIES	200	122	200	200	0	0.0%
114-024-4204-5501	TRAVEL (MILEAGE)	100	19	100	100	0	0.0%
114-024-4204-5503	TRAVEL (LODGING & SUBSISTENCE)	0	0	500	500	500	0.0%
114-024-4204-5504	TRAVEL (CONFERENCES)	300	459	0	0	(300)	-100.0%
114-024-4204-5540	TRAINING	3,000	1,275	1,500	1,500	(1,500)	-50.0%
114-024-4204-7001	MACHINERY AND EQUIPMENT	5,350	235,277	25,000	25,000	19,650	367.3%
114-024-4205-1001	SALARIES AND WAGES (FULL-TIME)	27,537	18,463	27,538	27,538	1	0.0%

Account Number	Account Name	County			Change		
		05-06 Original Budget	05-06 Actual to Date	06-07 Dept Request	Administrator Recommended	05-06 to 06-07	% Change
114-024-4205-1002	OVERTIME	3,000	3,756	3,000	3,000	0	0.0%
114-024-4205-2001	FICA	2,336	1,661	2,336	2,336	0	0.0%
114-024-4205-2002	VRS RETIREMENT	1,377	922	3,233	3,233	1,856	134.8%
114-024-4205-2005	GROUP HEALTH INSURANCE	3,352	2,346	3,519	3,519	167	5.0%
114-024-4205-2007	VRS GROUP LIFE INSURANCE	0	0	135	135	135	100.0%
114-024-4205-3016	RECYCLING FEES	25,000	26,777	35,000	35,000	10,000	40.0%
114-024-4205-5407	REPAIR & MAINTENANCE SUPPLIES	100	0	100	100	0	0.0%
114-024-4205-7001	MACHINERY AND EQUIPMENT	2,500	506	2,500	2,500	0	0.0%
114-024-4206-1001	SALARIES AND WAGES (FULL-TIME)	92,061	60,537	92,061	92,061	0	0.0%
114-024-4206-1002	OVERTIME	3,000	2,180	3,000	3,000	0	0.0%
114-024-4206-2001	FICA	7,272	4,512	7,272	7,272	0	0.0%
114-024-4206-2002	VRS RETIREMENT	4,603	3,025	10,808	10,808	6,205	134.8%
114-024-4206-2005	GROUP HEALTH INSURANCE	23,779	18,552	27,868	27,868	4,089	17.2%
114-024-4206-2007	VRS GROUP LIFE INSURANCE	0	0	451	451	451	100.0%
114-024-4206-3001	PROFESSIONAL HEALTH SERVICES	600	0	600	600	0	0.0%
114-024-4206-5101	ELECTRICAL SERVICES	2,150	1,121	2,150	2,150	0	0.0%
114-024-4206-5102	HEATING SERVICES	5,000	3,179	5,000	5,000	0	0.0%
114-024-4206-5203	PHONE (SCHOOL:PHONE,POSTAGE,UPS)	761	280	750	750	(11)	-1.4%
114-024-4206-5407	REPAIR & MAINTENANCE SUPPLIES	5,500	5,949	10,000	10,000	4,500	81.8%
114-024-4206-5408	VEHICLE & POWER EQUIP SUPPLIES	1,500	1,660	2,500	2,500	1,000	66.7%
114-024-4206-5410	UNIFORMS AND WEARING APPAREL	6,000	4,361	6,500	6,500	500	8.3%
114-024-4206-5501	TRAVEL (MILEAGE)	0	10	0	0	0	0.0%
114-024-4206-5504	TRAVEL (CONFERENCES)	100	0	100	100	0	0.0%
114-024-4206-5899	MISCELLANEOUS	1,300	1,066	1,500	1,500	200	15.4%
114-024-4206-7001	MACHINERY AND EQUIPMENT	300	736	1,000	1,000	700	233.3%
114-024-4207-1003	PART-TIME SALARIES AND WAGES	31,050	21,005	31,050	31,050	0	0.0%
114-024-4207-2001	FICA	2,375	1,607	2,375	2,375	0	0.0%
114-024-4207-2007	VRS GROUP LIFE INSURANCE	0	(75)	0	0	0	0.0%
114-024-4207-5101	ELECTRICAL SERVICES	1,680	920	1,680	1,680	0	0.0%
114-024-4207-5203	PHONE (SCHOOL:PHONE,POSTAGE,UPS)	1,380	200	1,000	1,000	(380)	-27.5%
114-024-4207-5401	OFFICE SUPPLIES	2,000	1,262	3,000	3,000	1,000	50.0%
114-024-4207-5407	REPAIR & MAINTENANCE SUPPLIES	2,750	5,372	5,500	5,500	2,750	100.0%
114-024-4207-7001	MACHINERY AND EQUIPMENT	1,000	43	1,000	1,000	0	0.0%
		1,012,295	973,289	1,224,804	1,191,103	178,808	17.7%
Road Viewers							
114-025-4102-3002	PROFESSIONAL SERVICES	450	34,585	450	450	0	0.0%
General Properties							

Account Number	Account Name				County	Change	
		05-06	05-06	06-07	Administrator	05-06 to	%
		Original Budget	Actual to Date	Dept Request	Recommended	06-07	Change
114-025-4302-1001	SALARIES AND WAGES (FULL-TIME)	150,219	87,052	199,219	190,219	40,000	26.6%
114-025-4302-1003	PART-TIME SALARIES AND WAGES	0	13,750	5,000	5,000	5,000	100.0%
114-025-4302-2001	FICA	11,491	7,395	15,240	14,934	3,443	30.0%
114-025-4302-2002	VRS RETIREMENT	7,511	4,343	23,388	22,332	14,821	197.3%
114-025-4302-2005	GROUP HEALTH INSURANCE	37,642	20,643	63,816	47,392	9,750	25.9%
114-025-4302-2007	VRS GROUP LIFE INSURANCE	0	0	976	932	932	100.0%
114-025-4302-3004	REPAIRS AND MAINTENANCE	85,000	68,223	85,000	85,000	0	0.0%
114-025-4302-3005	MAINTENANCE SERVICE CONTRACTS	6,500	2,023	6,500	6,500	0	0.0%
114-025-4302-5101	ELECTRICAL SERVICES	109,000	74,548	116,500	116,500	7,500	6.9%
114-025-4302-5102	HEATING SERVICES	26,400	22,559	37,000	37,000	10,600	40.2%
114-025-4302-5103	WATER & SEWER SERVICES	8,500	5,729	8,500	8,500	0	0.0%
114-025-4302-5203	PHONE (SCHOOL:PHONE,POSTAGE,UPS)	982	1,078	1,800	1,800	818	83.3%
114-025-4302-5405	LAUNDRY-HSEKEEPING & JAN. SUP.	30,000	16,610	33,000	33,000	3,000	10.0%
114-025-4302-5407	REPAIR & MAINTENANCE SUPPLIES	2,200	165	2,200	2,200	0	0.0%
114-025-4302-5408	VEHICLE & POWER EQUIP SUPPLIES	6,300	4,059	8,000	8,000	1,700	27.0%
114-025-4302-5899	MISCELLANEOUS	2,860	1,555	2,860	2,860	0	0.0%
114-025-4302-8002	LEASE/RENT BUILDING	12,000	8,000	87,000	20,400	8,400	70.0%
114-025-4304-3004	REPAIRS AND MAINTENANCE	9,000	466	9,000	9,000	0	0.0%
114-025-4304-5101	ELECTRICAL SERVICES	7,500	2,502	7,500	7,500	0	0.0%
114-025-4304-5102	HEATING SERVICES	6,250	9,763	8,750	8,750	2,500	40.0%
114-025-4304-5405	LAUNDRY-HSEKEEPING & JAN. SUP.	6,000	1,482	6,000	6,000	0	0.0%
114-025-4304-7002	FURNITURE AND FIXTURES	2,000	0	2,000	2,000	0	0.0%
		527,355	351,945	729,249	635,819	108,464	20.6%
115-026-5101-5600	HEALTH DEPARTMENT	296,936	222,702	317,852	309,852	12,916	4.3%
115-026-5201-5600	PCS, SOUTHERN AREA AGING	57,685	57,685	59,290	59,290	1,605	2.8%
115-026-5206-5600	DEVELOPMENTAL CENTER	49,000	49,000	49,000	49,000	0	0.0%
Social Services							
115-026-5306-1001	SALARIES AND WAGES (FULL-TIME)	1,436,422	959,561	1,519,615	1,519,615	83,193	5.8%
115-026-5306-1002	OVERTIME	6,431	5,621	7,940	7,940	1,509	23.5%
115-026-5306-2001	FICA	109,886	69,629	116,858	116,858	6,972	6.3%
115-026-5306-2002	VRS RETIREMENT	71,821	46,736	177,910	177,910	106,089	147.7%
115-026-5306-2005	GROUP HEALTH INSURANCE	233,413	162,955	256,228	256,228	22,815	9.8%
115-026-5306-2007	VRS GROUP LIFE INSURANCE	0	0	7,426	7,426	7,426	100.0%
115-026-5306-2018	WORKERS COMPENSATION	3,862	3,618	3,862	3,862	0	0.0%
115-026-5306-3002	PROFESSIONAL SERVICES	58,000	61,084	97,012	97,012	39,012	67.3%
115-026-5306-3004	REPAIRS AND MAINTENANCE	15,000	7,686	15,547	15,547	547	3.6%

Account Number	Account Name				County	Change	
		05-06 Original Budget	05-06 Actual to Date	06-07 Dept Request	Administrator Recommended	05-06 to 06-07	% Change
115-026-5306-3007	ADVERTISING	1,700	3,493	3,400	3,400	1,700	100.0%
115-026-5306-3008	DRY CLEANING	60	0	60	60	0	0.0%
115-026-5306-3011	BIRTH VERIFICATION	1,919	1,555	2,001	2,001	82	4.3%
115-026-5306-3012	CONTRACTED SERVICES	19,600	12,411	20,344	20,344	744	3.8%
115-026-5306-5101	ELECTRICAL SERVICES	6,640	4,865	6,640	6,640	0	0.0%
115-026-5306-5103	WATER & SEWER SERVICES	3,172	1,353	2,172	2,172	(1,000)	-31.5%
115-026-5306-5201	POSTAL SERVICES	15,000	11,233	19,900	19,900	4,900	32.7%
115-026-5306-5203	PHONE (SCHOOL:PHONE,POSTAGE,UPS)	24,000	13,834	19,889	19,889	(4,111)	-17.1%
115-026-5306-5305	MOTOR VEHICLE INSURANCE	4,500	4,326	4,725	4,725	225	5.0%
115-026-5306-5306	SURETY BONDS	880	0	880	880	0	0.0%
115-026-5306-5307	GENERAL LIABILITY INSURANCE	158	305	164	164	6	3.8%
115-026-5306-5308	PUBLIC OFFICIALS LIABILITY	2,000	0	2,100	2,100	100	5.0%
115-026-5306-5316	UNEMPLOYMENT INSURANCE	2,000	0	0	0	(2,000)	-100.0%
115-026-5306-5401	OFFICE SUPPLIES	15,000	12,563	16,918	16,918	1,918	12.8%
115-026-5306-5402	FOOD SUPPLIES AND SERVICES	1,292	759	1,292	1,292	0	0.0%
115-026-5306-5405	LAUNDRY-HSEKEEPING & JAN. SUP.	2,696	3,044	4,235	4,235	1,539	57.1%
115-026-5306-5407	REPAIR & MAINTENANCE SUPPLIES	400	0	400	400	0	0.0%
115-026-5306-5408	VEHICLE & POWER EQUIP SUPPLIES	5,519	4,127	7,672	7,672	2,153	39.0%
115-026-5306-5410	UNIFORMS AND WEARING APPAREL	3,777	5,462	6,781	6,781	3,004	79.5%
115-026-5306-5411	BOOKS & SUBSCRIPTIONS	400	526	937	937	537	134.3%
115-026-5306-5413	OTHER OPERATING SUPPLIES	100	129	100	100	0	0.0%
115-026-5306-5501	TRAVEL (MILEAGE)	895	425	964	964	69	7.7%
115-026-5306-5503	TRAVEL (LODGING & SUBSISTENCE)	13,000	9,643	17,510	17,510	4,510	34.7%
115-026-5306-5504	TRAVEL (CONFERENCES)	2,467	100	2,467	2,467	0	0.0%
115-026-5306-5600	CONTRIBUTIONS TO OTHER ENTITIES	300	13,337	300	300	0	0.0%
115-026-5306-5801	MEMBERSHIP DUES (SUBSCRIPTIONS)	480	100	480	480	0	0.0%
115-026-5306-7001	MACHINERY AND EQUIPMENT	500	748	2,500	2,500	2,000	400.0%
115-026-5306-7002	FURNITURE AND FIXTURES	2,000	2,217	5,319	5,319	3,319	166.0%
115-026-5306-7003	COMMUNICATIONS EQUIPMENT	500	0	500	500	0	0.0%
115-026-5306-7007	PURCHASE OF EQUIPMENT (HARDWAR	5,000	1,705	4,092	4,092	(908)	-18.2%
115-026-5306-8001	LEASE/RENT OF EQUIPMENT	8,000	6,962	11,686	11,686	3,686	46.1%
115-026-5306-8002	LEASE/RENT BUILDING	59,508	39,263	67,300	67,300	7,792	13.1%
115-026-5307-5700	STATE AND LOCAL HOSPITALIZATION	21,930	21,758	21,930	21,930	0	0.0%
115-026-5307-5804	AGED AUXILIARY	170,027	72,726	196,032	196,032	26,005	15.3%
115-026-5307-5806	DISABLED AUXILIARY	0	69,854	0	0	0	0.0%
115-026-5307-5808	TANF	1,000	0	1,000	1,000	0	0.0%
115-026-5307-5811	IV-E FOSTER CARE	461,757	468,007	641,757	641,757	180,000	39.0%
115-026-5307-5812	IV-E ADOPTION SUBSIDY	161,459	91,932	151,459	151,459	(10,000)	-6.2%

Account Number	Account Name	County				Change	
		05-06 Original Budget	05-06 Actual to Date	06-07 Dept Request	Administrator Recommended	05-06 to 06-07	% Change
115-026-5307-5813	GENERAL RELIEF	3,000	3,000	3,000	3,000	0	0.0%
115-026-5307-5817	SPECIAL NEEDS ADOPTION	226,641	187,582	226,641	226,641	0	0.0%
115-026-5307-5824	OTHER PURCHASED SERVICES	4,471	982	4,471	4,471	0	0.0%
115-026-5307-5829	FAMILY PRESERVATION/SSBG	7,104	2,128	7,104	7,104	0	0.0%
115-026-5307-5833	ADULT SERVICES	81,600	75,665	118,445	118,445	36,845	45.2%
115-026-5307-5848	TANF-UP MANUAL CHECKS	1,000	0	1,000	1,000	0	0.0%
115-026-5307-5861	INDEPENDENT LIVING - TRAINING	0	1,418	0	0	0	0.0%
115-026-5307-5862	INDEPENDENT LIVING-PUR	26,942	2,930	26,942	26,942	0	0.0%
115-026-5307-5864	RESPIRE CARE	2,070	689	2,070	2,070	0	0.0%
115-026-5307-5866	SAFE AND STABLE FAMILIES	25,127	12,389	25,127	25,127	0	0.0%
115-026-5307-5871	VIEW WORKING DC	183,635	26,802	165,743	165,743	(17,892)	-9.7%
115-026-5307-5872	VIEW PURCHASED SVCS	83,295	72,445	112,000	112,000	28,705	34.5%
115-026-5307-5873	FC TRAINING	12,492	2,118	12,492	12,492	0	0.0%
115-026-5307-5874	VIEW TANF WORKING DAYCARE	0	46,096	0	0	0	0.0%
115-026-5307-5877	TRANSITIONAL DAYCARE	0	23,061	0	0	0	0.0%
115-026-5307-5878	HEAD START WRAP AROUND	10,000	13,994	15,662	15,662	5,662	56.6%
115-026-5307-5881	DC FEE AT RISK	60,934	10,116	64,073	64,073	3,139	5.2%
115-026-5307-5883	DC FEE AT RISK 100%	197,011	148,533	197,293	197,293	282	0.1%
115-026-5307-5890	CDC-QUALITY INITIATIVE	16,875	2,131	9,190	9,190	(7,685)	-45.5%
115-026-5307-5895	ADULT PROTECTIVE SERVICES	7,609	777	7,609	7,609	0	0.0%
		3,904,277	2,828,508	4,447,166	4,447,166	542,889	13.9%
CSA							
115-027-5309-1001	SALARIES AND WAGES (FULL-TIME)	59,035	40,079	60,089	60,089	1,054	1.8%
115-027-5309-2001	FICA	4,516	2,953	4,597	4,597	81	1.8%
115-027-5309-2002	VRS RETIREMENT	2,952	2,003	7,054	7,054	4,102	139.0%
115-027-5309-2005	GROUP HEALTH INSURANCE	3,567	5,656	8,212	8,212	4,645	130.2%
115-027-5309-2007	VRS GROUP LIFE INSURANCE	0	0	294	294	294	100.0%
115-027-5309-2008	SERVICE AWARDS	0	16	0	0	0	0.0%
115-027-5309-3005	MAINTENANCE SERVICE CONTRACTS	236	0	0	0	(236)	-100.0%
115-027-5309-5101	ELECTRICAL SERVICES	400	232	400	400	0	0.0%
115-027-5309-5201	POSTAL SERVICES	100	0	100	100	0	0.0%
115-027-5309-5203	PHONE (SCHOOL:PHONE,POSTAGE,UPS)	2,500	1,346	2,500	2,500	0	0.0%
115-027-5309-5401	OFFICE SUPPLIES	1,540	767	1,540	1,540	0	0.0%
115-027-5309-5411	BOOKS & SUBSCRIPTIONS	40	40	40	40	0	0.0%
115-027-5309-5413	OTHER OPERATING SUPPLIES	250	0	250	250	0	0.0%
115-027-5309-5501	TRAVEL (MILEAGE)	700	462	700	700	0	0.0%
115-027-5309-5503	TRAVEL (LODGING & SUBSISTENCE)	200	0	200	200	0	0.0%
115-027-5309-5540	TRAINING	0	333	0	0	0	0.0%

Account Number	Account Name	County			Change		
		05-06 Original Budget	05-06 Actual to Date	06-07 Dept Request	Administrator Recommended	05-06 to 06-07	% Change
115-027-5309-5730	CSA MANDATED	4,349,738	1,323,821	3,559,113	3,109,113	(1,240,625)	-28.5%
115-027-5309-5731	CSA NON-MANDATED	140,887	0	140,887	140,887	0	0.0%
115-027-5309-5732	CSA PRIOR YEAR	0	259,072	0	0	0	0.0%
115-027-5309-8001	LEASE/RENT OF EQUIPMENT	2,500	1,167	1,500	1,500	(1,000)	-40.0%
115-027-5309-8002	LEASE/RENT BUILDING	3,000	2,000	3,000	3,000	0	0.0%
		4,572,161	1,639,947	3,790,476	3,340,476	(1,231,685)	-26.9%
Family Resources							
115-028-5310-1001	SALARIES AND WAGES (FULL-TIME)	146,272	95,757	145,786	145,786	(486)	-0.3%
115-028-5310-1002	OVERTIME	0	537	0	0	0	0.0%
115-028-5310-1003	PART-TIME SALARIES AND WAGES	1,309	5,634	8,611	8,611	7,302	557.8%
115-028-5310-2001	FICA	14,151	7,245	11,811	11,811	(2,340)	-16.5%
115-028-5310-2002	VRS RETIREMENT	7,314	4,779	17,115	17,115	9,801	134.0%
115-028-5310-2005	GROUP HEALTH INSURANCE	41,065	23,504	35,979	35,979	(5,086)	-12.4%
115-028-5310-2007	VRS GROUP LIFE INSURANCE	0	0	714	714	714	100.0%
115-028-5310-3002	PROFESSIONAL SERVICES	4,000	0	4,000	4,000	0	0.0%
115-028-5310-3004	REPAIRS AND MAINTENANCE	450	650	1,000	1,000	550	122.2%
115-028-5310-3005	MAINTENANCE SERVICE CONTRACTS	1,860	4,886	1,000	1,000	(860)	-46.2%
115-028-5310-3006	PRINTING & BINDING	500	595	500	500	0	0.0%
115-028-5310-5201	POSTAL SERVICES	1,275	648	1,039	1,039	(236)	-18.5%
115-028-5310-5203	PHONE (SCHOOL:PHONE,POSTAGE,UPS)	7,000	4,969	8,400	8,400	1,400	20.0%
115-028-5310-5401	OFFICE SUPPLIES	2,000	1,882	2,000	2,000	0	0.0%
115-028-5310-5411	BOOKS & SUBSCRIPTIONS	1,000	428	500	500	(500)	-50.0%
115-028-5310-5413	OTHER OPERATING SUPPLIES	0	0	2,500	2,500	2,500	100.0%
115-028-5310-5414	VOLUNTEER RECRUITMENT/RETENTIO	2,000	3,174	0	0	(2,000)	-100.0%
115-028-5310-5501	TRAVEL (MILEAGE)	3,000	689	590	590	(2,410)	-80.3%
115-028-5310-5503	TRAVEL (LODGING & SUBSISTENCE)	800	0	0	0	(800)	-100.0%
115-028-5310-5504	TRAVEL (CONFERENCES)	1,500	1,464	1,500	1,500	0	0.0%
115-028-5310-5750	EMERGENCY FOOD (SSG)	4,500	5,939	6,500	6,500	2,000	44.4%
115-028-5310-5751	EMERGENCY TRANSPORTATION (VADS)	2,500	20	3,500	3,500	1,000	40.0%
115-028-5310-5754	CLIENT FUEL	0	2,001	0	0	0	0.0%
115-028-5310-5801	MEMBERSHIP DUES (SUBSCRIPTIONS)	500	100	500	500	0	0.0%
115-028-5310-7001	MACHINERY AND EQUIPMENT	1,000	3,529	1,000	1,000	0	0.0%
115-028-5310-7002	FURNITURE AND FIXTURES	7,000	1,587	0	0	(7,000)	-100.0%
115-028-5310-7026	BUILDING RENOVATIONS	2,500	0	0	0	(2,500)	-100.0%
		253,496	170,017	254,545	254,545	1,049	0.4%
Aging Services							
115-029-5311-1001	SALARIES AND WAGES (FULL-TIME)	56,138	38,835	56,103	56,103	(35)	-0.1%
115-029-5311-1003	PART-TIME SALARIES AND WAGES	79,214	55,834	100,214	100,214	21,000	26.5%

Account Number	Account Name	County			Change		
		05-06 Original Budget	05-06 Actual to Date	06-07 Dept Request	Administrator Recommended	05-06 to 06-07	% Change
115-029-5311-2001	FICA	10,355	7,066	12,111	12,111	1,756	17.0%
115-029-5311-2002	VRS RETIREMENT	2,807	1,937	6,821	6,821	4,014	143.0%
115-029-5311-2005	GROUP HEALTH INSURANCE	11,394	7,967	11,952	11,952	558	4.9%
115-029-5311-2007	VRS GROUP LIFE INSURANCE	0	0	285	285	285	100.0%
115-029-5311-2008	SERVICE AWARDS	0	25	0	0	0	0.0%
115-029-5311-3002	PROFESSIONAL SERVICES	0	0	0	0	0	0.0%
115-029-5311-3004	REPAIRS AND MAINTENANCE	14,000	15,304	16,000	16,000	2,000	14.3%
115-029-5311-3005	MAINTENANCE SERVICE CONTRACTS	267	0	267	267	0	0.0%
115-029-5311-5101	ELECTRICAL SERVICES	2,250	2,028	3,450	3,450	1,200	53.3%
115-029-5311-5102	HEATING SERVICES	2,200	2,934	4,200	4,200	2,000	90.9%
115-029-5311-5103	WATER & SEWER SERVICES	456	399	500	500	44	9.6%
115-029-5311-5201	POSTAL SERVICES	1,312	696	1,312	1,312	0	0.0%
115-029-5311-5203	PHONE (SCHOOL:PHONE,POSTAGE,UPS)	7,200	3,038	7,200	7,200	0	0.0%
115-029-5311-5306	SURETY BONDS	100	0	100	100	0	0.0%
115-029-5311-5401	OFFICE SUPPLIES	1,500	3,510	2,000	2,000	500	33.3%
115-029-5311-5405	LAUNDRY-HSEKEEPING & JAN. SUP.	500	728	500	500	0	0.0%
115-029-5311-5408	VEHICLE & POWER EQUIP SUPPLIES	21,851	25,940	35,000	35,000	13,149	60.2%
115-029-5311-5412	EDUCATIONAL AND REC. SUPPLIES	4,000	3,276	4,000	4,000	0	0.0%
115-029-5311-5466	TRANSPORTATION GRANT	6,000	0	0	0	(6,000)	-100.0%
115-029-5311-8002	LEASE/RENT BUILDING	0	6,000	6,000	6,000	6,000	100.0%
		221,544	175,517	268,015	268,015	46,471	21.0%
116-034-6401-5600	Community Colleges	15,551	15,551	15,270	15,270	(281)	-1.8%
Parks and Recreation							
117-030-7102-1001	SALARIES AND WAGES (FULL-TIME)	220,590	135,475	272,232	249,238	28,648	13.0%
117-030-7102-1003	PART-TIME SALARIES AND WAGES	60,665	38,030	80,665	80,665	20,000	33.0%
117-030-7102-2001	FICA	21,516	12,447	25,467	25,238	3,722	17.3%
117-030-7102-2002	VRS RETIREMENT	11,030	6,766	31,960	29,261	18,231	165.3%
117-030-7102-2005	GROUP HEALTH INSURANCE	41,372	22,022	60,728	52,212	10,840	26.2%
117-030-7102-2007	VRS GROUP LIFE INSURANCE	0	0	1,334	1,221	1,221	100.0%
117-030-7102-3002	PROFESSIONAL SERVICES	63,297	26,880	63,297	63,297	0	0.0%
117-030-7102-3004	REPAIRS AND MAINTENANCE	40,260	16,171	40,260	40,260	0	0.0%
117-030-7102-3005	MAINTENANCE SERVICE CONTRACTS	810	0	5,810	5,810	5,000	617.3%
117-030-7102-3007	ADVERTISING	8,000	14,766	9,414	9,414	1,414	17.7%
117-030-7102-5101	ELECTRICAL SERVICES	14,073	7,637	14,433	14,433	360	2.6%
117-030-7102-5103	WATER & SEWER SERVICES			6,000	6,000	6,000	100.0%
117-030-7102-5201	POSTAL SERVICES	3,925	2,198	3,925	3,925	0	0.0%

Account Number	Account Name				County	Change	
		05-06 Original Budget	05-06 Actual to Date	06-07 Dept Request	Administrator Recommended	05-06 to 06-07	% Change
117-030-7102-5203	PHONE (SCHOOL:PHONE,POSTAGE,UPS)	10,020	3,950	11,014	11,014	994	9.9%
117-030-7102-5401	OFFICE SUPPLIES	6,090	3,473	6,353	6,353	263	4.3%
117-030-7102-5403	AGRICULTURAL SUPPLIES	36,381	8,153	43,881	41,381	5,000	13.7%
117-030-7102-5407	REPAIR & MAINTENANCE SUPPLIES	20,870	16,227	20,870	20,870	0	0.0%
117-030-7102-5408	VEHICLE & POWER EQUIP SUPPLIES	18,950	7,887	19,950	19,950	1,000	5.3%
117-030-7102-5410	UNIFORMS AND WEARING APPAREL	1,000	443	1,000	1,000	0	0.0%
117-030-7102-5412	EDUCATIONAL AND REC. SUPPLIES	53,343	40,724	60,843	58,343	5,000	9.4%
117-030-7102-5501	TRAVEL (MILEAGE)	1,050	535	1,550	1,550	500	47.6%
117-030-7102-5503	TRAVEL (LODGING & SUBSISTENCE)	2,225	890	2,225	2,225	0	0.0%
117-030-7102-5504	TRAVEL (CONFERENCES)	3,200	670	3,200	3,200	0	0.0%
117-030-7102-5801	MEMBERSHIP DUES (SUBSCRIPTIONS)	753	975	753	753	0	0.0%
117-030-7102-5803	REFUNDS	1,000	50	1,000	1,000	0	0.0%
117-030-7102-7001	MACHINERY AND EQUIPMENT	17,600	0	17,600	17,600	0	0.0%
117-030-7102-7002	FURNITURE AND FIXTURES	3,000	0	3,700	3,000	0	0.0%
117-030-7102-8001	LEASE/RENT OF EQUIPMENT	2,900	1,958	2,900	2,900	0	0.0%
117-030-7102-8003	LEASE/RENT BUILDING	4,000	867	4,000	4,000	0	0.0%
		667,920	369,194	816,364	776,113	108,193	16.2%
Library							
117-031-7301-1001	SALARIES AND WAGES (FULL-TIME)	199,220	133,408	199,220	199,220	0	0.0%
117-031-7301-1003	PART-TIME SALARIES AND WAGES	114,211	71,827	124,429	122,093	7,882	6.9%
117-031-7301-2001	FICA	23,977	15,409	24,759	24,580	603	2.5%
117-031-7301-2002	VRS RETIREMENT	9,961	6,641	23,388	23,388	13,427	134.8%
117-031-7301-2005	GROUP HEALTH INSURANCE	26,101	15,926	24,066	24,066	(2,035)	-7.8%
117-031-7301-2007	VRS GROUP LIFE INSURANCE	0	0	846	846	846	100.0%
117-031-7301-2008	SERVICE AWARDS	0	250	0	0	0	0.0%
117-031-7301-3002	PROFESSIONAL SERVICES	1,500	916	2,000	2,000	500	33.3%
117-031-7301-3004	REPAIRS AND MAINTENANCE	300	0	300	300	0	0.0%
117-031-7301-3005	MAINTENANCE SERVICE CONTRACTS	16,989	19,189	19,190	19,190	2,201	13.0%
117-031-7301-3006	PRINTING & BINDING	3,750	1,617	3,750	3,750	0	0.0%
117-031-7301-3007	ADVERTISING	300	798	600	600	300	100.0%
117-031-7301-5201	POSTAL SERVICES	2,100	105	2,400	2,400	300	14.3%
117-031-7301-5203	PHONE (SCHOOL:PHONE,POSTAGE,UPS)	1,137	401	800	800	(337)	-29.6%
117-031-7301-5401	OFFICE SUPPLIES	14,000	15,187	17,000	15,500	1,500	10.7%
117-031-7301-5402	FOOD SUPPLIES AND SERVICES	400	103	400	400	0	0.0%
117-031-7301-5405	LAUNDRY-HSEKEEPING & JAN. SUP.	75	112	125	125	50	66.7%
117-031-7301-5408	VEHICLE & POWER EQUIP SUPPLIES	6,126	3,564	7,000	7,000	874	14.3%
117-031-7301-5411	BOOKS & SUBSCRIPTIONS	28,000	11,245	30,000	30,000	2,000	7.1%
117-031-7301-5425	BOOKS & SUBSCRIPTIONS (STATE & FE)	90,000	70,506	111,097	111,097	21,097	23.4%

Account Number	Account Name				County	Change	
		05-06 Original Budget	05-06 Actual to Date	06-07 Dept Request	Administrator Recommended	05-06 to 06-07	% Change
117-031-7301-5501	TRAVEL (MILEAGE)	400	0	400	400	0	0.0%
117-031-7301-5503	TRAVEL (LODGING & SUBSISTENCE)	550	0	550	550	0	0.0%
117-031-7301-5504	TRAVEL (CONFERENCES)	300	125	300	300	0	0.0%
117-031-7301-5801	MEMBERSHIP DUES (SUBSCRIPTIONS)	780	640	905	905	125	16.0%
117-031-7301-7002	FURNITURE AND FIXTURES	2,500	378	2,500	2,500	0	0.0%
117-031-7301-7025	FURNITURE AND FIXTURES (STATE)	11,234	4,427	0	0	(11,234)	-100.0%
117-031-7301-8001	LEASE/RENT OF EQUIPMENT	8,000	5,513	8,000	8,000	0	0.0%
		561,911	378,287	604,025	600,010	38,099	6.8%
Planning and Zoning							
118-012-8101-5501	TRAVEL (MILEAGE)	2,500	326	2,500	2,500	0	0.0%
118-012-8101-5620	WPPDC	19,224	19,224	23,496	23,496	4,272	22.2%
118-012-8101-5623	PLANNING/ZONING BOARD LEGAL	5,000	0	5,000	5,000	0	0.0%
118-012-8101-5624	BOARD OF ZONING APPEALS	4,000	3,610	4,000	4,000	0	0.0%
118-012-8101-5625	PLANNING COMMISSION	7,500	2,347	7,500	7,500	0	0.0%
118-012-8101-5627	INDUSTRIAL DEVELOPMENT AUTH.	1,400	200	1,400	1,400	0	0.0%
118-012-8101-5628	TLAC	72,075	55,613	96,770	96,770	24,695	34.3%
118-012-8101-5630	5TH PDC DUES	29,220	29,460	34,580	34,580	5,360	18.3%
118-012-8101-5631	COMMUNITY FACILITY PLANNING	10,000	0	10,000	10,000	0	0.0%
118-012-8102-1001	SALARIES AND WAGES (FULL-TIME)	297,365	181,964	380,796	369,299	71,934	24.2%
118-012-8102-2001	FICA	22,748	13,235	29,131	28,251	5,503	24.2%
118-012-8102-2002	VRS RETIREMENT	14,868	9,080	44,705	43,356	28,488	191.6%
118-012-8102-2005	GROUP HEALTH INSURANCE	55,984	30,264	79,464	75,207	19,223	34.3%
118-012-8102-2007	VRS GROUP LIFE INSURANCE	50	0	1,866	1,810	1,760	#####
118-012-8102-3002	PROFESSIONAL SERVICES	12,000	11,260	25,000	25,000	13,000	108.3%
118-012-8102-3004	REPAIRS AND MAINTENANCE	1,500	392	2,500	2,500	1,000	66.7%
118-012-8102-3005	MAINTENANCE SERVICE CONTRACTS	0	178	0	0	0	0.0%
118-012-8102-3007	ADVERTISING	7,500	9,965	9,500	9,500	2,000	26.7%
118-012-8102-5201	POSTAL SERVICES	2,600	1,435	2,600	2,600	0	0.0%
118-012-8102-5203	PHONE (SCHOOL:PHONE,POSTAGE,UPS)	1,064	633	2,500	2,500	1,436	135.0%
118-012-8102-5306	SURETY BONDS	200	0	200	200	0	0.0%
118-012-8102-5401	OFFICE SUPPLIES	8,000	5,080	8,400	8,400	400	5.0%
118-012-8102-5408	VEHICLE & POWER EQUIP SUPPLIES	1,000	2,194	2,000	2,000	1,000	100.0%
118-012-8102-5411	BOOKS & SUBSCRIPTIONS	850	347	1,000	1,000	150	17.6%
118-012-8102-5413	OTHER OPERATING SUPPLIES	1,550	235	1,550	1,550	0	0.0%
118-012-8102-5501	TRAVEL (MILEAGE)	1,750	362	2,000	2,000	250	14.3%
118-012-8102-5503	TRAVEL (LODGING & SUBSISTENCE)	2,000	933	2,700	2,700	700	35.0%
118-012-8102-5504	TRAVEL (CONFERENCES)	2,100	2,440	6,100	6,100	4,000	190.5%
118-012-8102-5703	HOUSING REHAB PAYMENTS	0	2,134	0	0	0	0.0%

Account Number	Account Name				County	Change	
		05-06	05-06	06-07	Administrator	05-06 to	%
		Original Budget	Actual to Date	Dept Request	Recommended	06-07	Change
118-012-8102-5801	MEMBERSHIP DUES (SUBSCRIPTIONS)	1,100	1,144	1,300	1,300	200	18.2%
118-012-8102-7002	FURNITURE AND FIXTURES	1,000	1,531	10,000	10,000	9,000	900.0%
118-012-8102-7004	EROSION CONTROL	5,000	535	10,000	2,500	(2,500)	-50.0%
118-012-8102-8001	LEASE/RENT OF EQUIPMENT	4,000	4,343	5,000	5,000	1,000	25.0%
118-012-8104-3002	IPR Grant	200,000	2,002	150,000	150,000	(50,000)	-25.0%
		795,148	392,466	963,558	938,019	142,871	18.0%
Blue Ridge Soil and Water							
118-012-8203-1001	SALARIES AND WAGES (FULL-TIME)	145,000	67,898	105,000	105,000	(40,000)	-27.6%
118-012-8203-1003	PART-TIME SALARIES AND WAGES	0	30,866	43,000	43,000	43,000	100.0%
118-012-8203-2001	FICA	0	7,559	11,322	11,322	11,322	100.0%
118-012-8203-2002	VRS RETIREMENT	0	3,387	12,327	12,327	12,327	100.0%
118-012-8203-5600	CONTRIBUTIONS TO OTHER ENTITIES	4,750	4,750	6,000	6,000	1,250	26.3%
		149,750	114,460	177,649	177,649	27,899	18.6%
Virginia Cooperative Extension							
118-012-8303-1019	SALARIES AND FRINGE BENEFITS	72,986	17,219	91,784	91,784	18,798	25.8%
118-012-8303-5203	PHONE (SCHOOL:PHONE,POSTAGE,UPS)	2,600	1,290	2,700	2,700	100	3.8%
		75,586	18,509	94,484	94,484	18,898	25.0%
118-012-8304-5600	4H CENTER	5,000	5,000	7,500	6,000	1,000	20.0%
GIS and Mapping							
118-016-8114-1001	SALARIES AND WAGES (FULL-TIME)	37,889	25,563	37,889	37,889	0	0.0%
118-016-8114-1003	PART-TIME SALARIES AND WAGES	15,525	12,635	45,240	23,400	7,875	50.7%
118-016-8114-2001	FICA	4,086	2,921	4,689	4,689	603	14.8%
118-016-8114-2002	VRS RETIREMENT	1,894	1,263	4,448	4,448	2,554	134.8%
118-016-8114-2005	GROUP HEALTH INSURANCE	215	2,651	4,512	4,512	4,297	#####
118-016-8114-2007	VRS GROUP LIFE INSURANCE	0	0	186	186	186	100.0%
118-016-8114-3002	PROFESSIONAL SERVICES	3,000	1,263	10,000	10,000	7,000	233.3%
118-016-8114-3005	MAINTENANCE SERVICE CONTRACTS	14,500	5,407	21,162	21,162	6,662	45.9%
118-016-8114-5401	OFFICE SUPPLIES	500	300	500	500	0	0.0%
118-016-8114-5413	OTHER OPERATING SUPPLIES	3,500	1,727	4,000	4,000	500	14.3%
118-016-8114-5501	TRAVEL (MILEAGE)	0	0	200	200	200	100.0%
118-016-8114-5503	TRAVEL (LODGING & SUBSISTENCE)	0	0	1,000	1,000	1,000	100.0%
118-016-8114-5504	TRAVEL (CONFERENCES)	3,000	925	3,000	2,000	(1,000)	-33.3%
118-016-8114-5505	TRAVEL (CONFERENCES)	3,000	752	4,000	3,000	0	0.0%
118-016-8114-5801	MEMBERSHIP DUES (SUBSCRIPTIONS)	300	150	300	300	0	0.0%
118-016-8114-7001	MACHINERY AND EQUIPMENT	2,000	1,874	10,000	6,000	4,000	200.0%
118-016-8114-7008	SOFTWARE PURCHASES	8,000	7,334	15,100	8,000	0	0.0%

Account Number	Account Name				County	Change	
		05-06 Original Budget	05-06 Actual to Date	06-07 Dept Request	Administrator Recommended	05-06 to 06-07	% Change
		97,409	64,765	166,226	131,286	33,877	34.8%
Economic Development							
118-032-8105-1001	SALARIES AND WAGES (FULL-TIME)	51,895	38,228	63,600	63,600	11,705	22.6%
118-032-8105-2001	FICA	3,970	2,878	4,865	4,865	895	22.5%
118-032-8105-2002	VRS RETIREMENT	2,595	1,865	7,467	7,467	4,872	187.7%
118-032-8105-2005	GROUP HEALTH INSURANCE	10,216	3,526	4,512	4,512	(5,704)	-55.8%
118-032-8105-2007	VRS GROUP LIFE INSURANCE	0	0	312	312	312	100.0%
118-032-8105-3002	PROFESSIONAL SERVICES	25,000	10,993	25,000	25,000	0	0.0%
118-032-8105-3007	ADVERTISING	450	4,406	450	450	0	0.0%
118-032-8105-5201	POSTAL SERVICES	600	0	600	600	0	0.0%
118-032-8105-5203	PHONE (SCHOOL:PHONE,POSTAGE,UPS)	783	27	783	783	0	0.0%
118-032-8105-5401	OFFICE SUPPLIES	1,000	87	1,000	1,000	0	0.0%
118-032-8105-5411	BOOKS & SUBSCRIPTIONS	250	106	250	250	0	0.0%
118-032-8105-5501	TRAVEL (MILEAGE)	1,500	0	1,500	1,500	0	0.0%
118-032-8105-5503	TRAVEL (LODGING & SUBSISTENCE)	1,200	25	1,200	1,200	0	0.0%
118-032-8105-5504	TRAVEL (CONFERENCES)	1,000	370	1,000	1,000	0	0.0%
118-032-8105-5629	RKE VALLEY ECON DEVELOP PARTNEF	85,925	85,925	86,450	86,450	525	0.6%
118-032-8105-5701	DISCRETIONARY	600	16	600	600	0	0.0%
118-032-8105-5801	MEMBERSHIP DUES (SUBSCRIPTIONS)	525	0	525	525	0	0.0%
118-032-8105-5900	ECONOMIC DEVELOPMENT	10,000	76,545	10,000	10,000	0	0.0%
118-032-8105-5901	INDUSTRIAL DEVELOPMENT	200,000	43,645	200,000	200,000	0	0.0%
118-032-8105-5902	MARKETING	5,000	609	5,000	5,000	0	0.0%
118-032-8105-5904	TRAINING GRANTS	50,000	2,516	50,000	50,000	0	0.0%
118-032-8105-5908	NEW CENTURY VENTURE CENTER	0	18,000	36,000	36,000	36,000	100.0%
118-032-8105-7001	MACHINERY AND EQUIPMENT	1,000	0	1,000	1,000	0	0.0%
118-032-8105-7002	FURNITURE AND FIXTURES	500	0	500	500	0	0.0%
		454,009	289,767	502,614	502,614	48,605	10.7%
118-032-8106-5600	EXTERNAL AGENCIES	132,400	144,900	259,214	148,800	16,400	12.4%
118-032-8110-5810	TOURISM	93,106	536,700	67,000	67,000	(26,106)	-28.0%
Workforce Development							
118-033-8108-1001	SALARIES AND WAGES (FULL-TIME)	67,539	45,079	67,539	67,539	0	0.0%
118-033-8108-1003	PART-TIME SALARIES AND WAGES	19,500	0	19,500	19,500	0	0.0%
118-033-8108-2001	FICA	6,659	3,269	6,659	6,659	0	0.0%
118-033-8108-2002	VRS RETIREMENT	3,377	2,251	7,929	7,929	4,552	134.8%
118-033-8108-2005	GROUP HEALTH INSURANCE	16,246	8,023	12,657	12,657	(3,589)	-22.1%

Account Number	Account Name				County	Change	
		05-06	05-06	06-07	Administrator	05-06 to	%
		Original Budget	Actual to Date	Dept Request	Recommended	06-07	Change
118-033-8108-2007	VRS GROUP LIFE INSURANCE	0	0	331	331	331	100.0%
118-033-8108-3005	MAINTENANCE SERVICE CONTRACTS	14,600	2,287	17,057	17,057	2,457	16.8%
118-033-8108-3007	ADVERTISING	1,500	120	10,500	7,500	6,000	400.0%
118-033-8108-5201	POSTAL SERVICES	250	173	500	500	250	100.0%
118-033-8108-5203	PHONE (SCHOOL:PHONE,POSTAGE,UPS)	10,703	3,850	12,805	12,805	2,102	19.6%
118-033-8108-5401	OFFICE SUPPLIES	1,980	1,060	2,300	2,300	320	16.2%
118-033-8108-5411	BOOKS & SUBSCRIPTIONS	300	336	350	350	50	16.7%
118-033-8108-5501	TRAVEL (MILEAGE)	0	1,796	2,000	2,000	2,000	100.0%
118-033-8108-5504	TRAVEL (CONFERENCES)	0	0	1,000	1,000	1,000	100.0%
118-033-8108-7001	MACHINERY AND EQUIPMENT	0	0	20,000	5,000	5,000	100.0%
118-033-8108-7002	FURNITURE AND FIXTURES	0	0	20,000	5,000	5,000	100.0%
118-033-8108-8001	LEASE/RENT OF EQUIPMENT	6,204	4,128	10,000	6,204	0	0.0%
		148,858	72,372	211,127	174,331	25,473	17.1%
Public Works							
118-036-8305-1001	SALARIES AND WAGES (FULL-TIME)	157,225	104,704	219,684	219,684	62,459	39.7%
118-036-8305-1003	PART-TIME SALARIES	0	1,410	3,000	3,000	3,000	100.0%
118-036-8305-2001	FICA	12,028	7,965	17,035	17,035	5,007	41.6%
118-036-8305-2002	VRS RETIREMENT	7,861	5,202	25,791	25,791	17,930	228.1%
118-036-8305-2005	GROUP HEALTH INSURANCE	19,813	8,337	22,086	22,086	2,273	11.5%
118-036-8305-2007	VRS GROUP LIFE INSURANCE	0	0	1,076	1,076	1,076	100.0%
118-036-8305-2008	SERVICE AWARDS	0	100	0	0	0	0.0%
118-036-8305-3002	PROFESSIONAL SERVICES	2,000	13,704	35,500	35,500	33,500	#####
118-036-8305-3006	PRINTING AND BINDING	0	0	200	200	200	100.0%
118-036-8305-3007	ADVERTISING	0	0	400	400	400	100.0%
118-036-8305-5201	POSTAL SERVICES	725	395	1,035	1,035	310	42.8%
118-036-8305-5203	PHONE (SCHOOL:PHONE,POSTAGE,UPS)	765	477	1,464	1,464	699	91.4%
118-036-8305-5306	SURETY BONDS	150	0	150	150	0	0.0%
118-036-8305-5401	OFFICE SUPPLIES	1,050	683	1,050	1,050	0	0.0%
118-036-8305-5411	BOOKS & SUBSCRIPTIONS	100	0	250	250	150	150.0%
118-036-8305-5501	TRAVEL (MILEAGE)	2,880	50	1,500	1,500	(1,380)	-47.9%
118-036-8305-5503	TRAVEL (LODGING & SUBSISTENCE)	400	0	400	400	0	0.0%
118-036-8305-5504	TRAVEL (CONFERENCES)	400	125	400	400	0	0.0%
118-036-8305-7001	MACHINERY AND EQUIPMENT	1,800	2,809	4,500	4,500	2,700	150.0%
118-036-8305-7002	FURNITURE AND FIXTURES	500	2,330	8,000	8,000	7,500	#####
		207,697	148,291	343,521	343,521	135,824	65.4%
Non-Departmental							
119-034-9103-5702	BICENTENNIAL COMMISSION	300	0	300	300	0	0.0%
119-034-9103-5803	REFUNDS	3,500	2,734	15,000	15,000	11,500	328.6%

Account Number	Account Name				County	Change	
		05-06	05-06	06-07	Administrator	05-06 to	%
		Original Budget	Actual to Date	Dept Request	Recommended	06-07	Change
119-034-9103-5907	CORRECTED ASSESSMENTS	33,500	23,239	40,000	40,000	6,500	19.4%
119-034-9103-9120	CONTINGENCY-OPERATING	372,000	0	400,000	400,000	28,000	7.5%
119-034-9106-9801	TRANSFER TO SCHOOLS-OPERATIONS	21,801,153	12,297,226	23,309,718	23,151,153	1,350,000	6.2%
119-034-9106-9802	TRANSFER TO SCHOOLS-DEBT SERVICE	2,308,788	0	2,308,788	2,059,912	(248,876)	-10.8%
119-034-9106-9804	TRANSFER TO SCHOOLS-CANNERIES	28,535	0	29,696	29,696	1,161	4.1%
119-034-9106-9810	TRANSFER TO COUNTY CAPITAL	2,100,000	2,351,784	3,485,000	3,485,000	1,385,000	66.0%
119-034-9106-9830	TRANSFER TO DEBT SERVICE	1,051,275	1,601,275	1,079,530	1,079,530	28,255	2.7%
119-034-9106-9832	TRANSFER TO UTILITY FUND	790,185	497,307	761,602	761,602	(28,583)	-3.6%
119-034-9106-9834	TRANS. TO CAPITAL - SCHOOLS	1,000,000	0	4,814,436	1,248,876	248,876	24.9%
119-034-9106-9836	TRANSFER TO E-911	320,814	320,814	320,814	284,243	(36,571)	-11.4%
		<u>29,810,050</u>	<u>17,094,379</u>	<u>36,564,884</u>	<u>32,555,312</u>	<u>2,745,262</u>	<u>9.2%</u>
Total Expenditures		<u>55,869,910</u>	<u>34,371,301</u>	<u>65,514,466</u>	<u>60,428,983</u>	<u>4,559,073</u>	<u>8.2%</u>

County of Franklin
Proposed Budget 2006-2007
Review of the County Revenues

The information provided in this section addresses major changes, up or down, in revenues comparing 2006-2007 Proposed Revenues to 2005-2006 Adopted Revenues and in some cases to projected 2005-2006 revenues. These items may also address changes that are noteworthy for some other reason.

Real Estate Taxes. Up \$1.2 million.

The 5% increase in projected property tax yield is based on the total billings for the current fiscal year (2005-2006), multiplied by a collection percentage of 97% and then multiplied by a growth percentage of 4.1%.

Public Service Corporations. Down \$37,092.

The estimate for next fiscal year is based on current year collections. The State Corporation Commission revalues the Utilities, including the railroad, every year which causes some fluctuations in the amount of revenue the County is projected to receive.

Personal Property Taxes. Local Up \$841,524, Car Tax Up \$109,202. Total Increase of \$950,726.

Personal Property taxes are projected to increase 10% next fiscal year over current year projected totals. Projections are based on total billings for the current fiscal year multiplied by a collection percentage of 97% and then a growth percentage of 3%. Current year collections indicate that the County will collect a total of \$7.2 million for the current fiscal year. The County now knows the amount of Personal Property tax relief it will receive next fiscal year (\$2,626,618). Based upon action by the General Assembly, this amount is not scheduled to change in future years.

Machinery and Tools Tax. Up \$88,216.

The increase is reflective of new machinery and equipment in the industrial/manufacturing facilities of the County and the new tax rate that was effective last fiscal year.

Merchants Capital. Up \$64,652.

Merchants Capital is based on the value of the ending inventory at December 31 of the nonmanufacturing businesses located in the County. As retail businesses grow, this revenue is projected to grow as well. The budget increase for next fiscal year is a 4% increase over the current year projected.

Local Sales Tax. Up \$518,357.

This 5% increase over the current year projection reflects a strong local economy.

Consumer Utility Taxes. Up \$69,557.

The 2006-2007 projection calls for a 3% increase over the 2005-2006 budgeted amount. Although the number of land line telephones are decreasing, the number of cellular phones is increasing producing a net increase to this revenue.

Motor Vehicle Decals. Up \$35,839.

2% growth is projected for this revenue on current year projections.

Tax on Deeds. Up 325,741.

The FY06-07 projection is based on projected FY05-06 revenues. The State increased this revenue in FY04-05 (from 15% to 25%) which caused the local revenue percentage to increase as well (from 5% to 8%).

Hotel/Motel Occupancy Tax. Down \$11,482.

Current year projections indicate that this revenue will decrease slightly in the next fiscal year.

Meals Tax. Up \$83,487.

The total increase projected for Meals Tax is 4%.

Cable TV Franchise Fee. Down \$13,131.

As competition has increased from satellite dish companies, this revenue has shown a small decrease. The budgeted amount for next fiscal year is based on actual collections from 2004-2005.

Licenses and Fees. Up \$132,233.

The increase in this category reflects the continued strong growth of building permits and the increase in planning and zoning fees.

Interest on Deposits and Investments. Up \$330,000.

Interest rates continue to increase which has a positive impact on the investments of the County.

Landfill Fees. Down \$80,000.

The decrease is based on projected FY05-06 revenues. Although total tonnage at the landfill is increasing, there can be year to year fluctuations in the amount of commercial trash that is brought to the landfill. The County only charges a tipping fee (\$32.00 per ton) for commercial waste.

EMS Billing Revenue. Up \$110,817.

This conservative estimate is based on a 50% collection rate of staff only billings. FY 05-06 was the first year for a complete collection cycle of this new revenue.

State Share of ABC Profits, Wine Taxes, Motor Vehicle Carriers Tax and Mobile Home Titling Tax. Down a total of \$78,695.

These revenue estimates are provided by the State and reflect the budgetary decreases approved by the General Assembly in prior years.

Social Services Revenue. Up \$507,596.

Up 16% primarily due to increase in social service's programs which are funded through State and Federal revenues.

Comprehensive Services.

The State match rate remains at 71.7%. Although it appears that we have slowed the increase in CSA, this program still remains very volatile. The amount proposed for next fiscal year is a 4% increase over the current year projected.

Fund Balance. Up \$1,290,000

One time fund balance revenues are being proposed for capital projects including renovation of the former library and the bridge at Waid Park to the new soccer fields.

E911 Fund. Up \$439,660.

The increase for FY06-07 is reflective of the E911 tax increase last year from \$1.80 to \$3.00 per telephone line.

Debt Service Fund. Up \$1,404,530.

This is a new fund created in the current fiscal year to account for the debt service payments of the County general government (the School system debt service payments are recorded in the School fund). The revenues of this fund consist solely of transfers from the general fund and transfers from the E911 fund.

Capital Fund. Down \$3,589,073.

All revenue sources for capital projects are now shown in the County Capital Fund. These revenues include transfer from the General Fund of \$2,195,000 for County Capital Projects, transfer from the General Fund of \$1,248,876 for School Capital Projects, transfer from E911 fund of \$100,000, and one-time fund balance funds of \$1,290,000. Budgeted set aside funds for the landfill of \$2.2 million and debt proceeds for the new career training center of \$3 million were included last year and are not projected for FY06-07.

Utility Fund. Down \$5,065,431.

In the current fiscal year, the utility fund shows debt proceeds of \$4 million and a STAG grant for \$1,000,000. These revenues are not repeated in the proposed budget for next fiscal year.

2006 Budget Calendar

March 2006

Sunday	Monday	Tuesday	Wednesday	Thursday	Friday	Saturday
			1	2	3	4
5	6	7 7:30 PM School Board Budget Public Hearing (BFMS)	8	9	10	11
12	13 9:00 AM Adoption of School Budget (School Board Office)	14 7:00 PM BOS to Receive School Budget (WFDC)	15	16	17	18
19	20	21 1:30 - 5:00 PM BOS Meeting (County Budget Presentation)	22	23	24	25
26	27 6:00 PM BOS/School Board Worksession (WFDC)	28	29	30 6:00 PM BOS Worksession (WFDC)	31	

2006 Budget Calendar

April 2006

Sunday	Monday	Tuesday	Wednesday	Thursday	Friday	Saturday
						1
2	3 7:00 PM BOS/School Board Worksession/ Approve Ad (School Board Office)	4	5 Ad to Be Sent to News Post	6	7 Budget and Tax Levy Ad Published in Newspost	8
9	10	11	12	13	14 Budget and Tax Levy Ad Published in Newspost	15
16	17 7:30 PM Budget Public Hearing (BFMS)	18 1:30 PM BOS Meeting	19	20	21	22
23 30	24	25 7:00 PM Adoption of County Budget (BOS)	26	27	28	29

County of Franklin

Summary of the Proposed Budget

The Budget Process

The County of Franklin's budget process is governed by Section 15.2-2503 of the Code of Virginia and states that the County budget shall be developed for "information and fiscal planning purposes only." The budget process begins in December with revenue projections being prepared by the Department of Finance. At the same time, budget forms and instructions are distributed to the County departments. Departments are asked to justify levels of allocations requested and to document any new programs or grants they anticipate receiving during the upcoming fiscal year. Reviews of departmental budget requests take place in January and February as well as preliminary meetings with the Board of Supervisors. The School Board budget is presented to the Board of Supervisors in early March and the entire County budget is submitted to the Board of Supervisors by the County Administrator in mid to late March. A public hearing is scheduled to be held on the FY 2006-2007 budget on April 17, 2006 and final adoption is to be completed on April 25, 2006.

Budget Amendment Process

Franklin County amends its budget as needed throughout the fiscal year. The budget can be amended in two ways: appropriation transfer and supplemental appropriation. The Board of Supervisors has authorized the County Administrator to approve appropriation transfers from one classification of expenditure to another within the same cost center. Transfers between cost centers and supplemental appropriations must be approved by the Board of Supervisors.

The School Board and the Social Services Board are separately granted authority to transfer any unencumbered balance or portion thereof from one classification of expenditure to another within their respective funds in any amount.

The Budget as a Managerial Tool

The purpose of this budget document is to make the budget an understandable managerial plan as well as an accounting tool. It has been prepared under the format required by the Commonwealth of Virginia for comparative reporting purposes and is for informative and fiscal planning purposes only. The Board of Supervisors must officially adopt a budget for each fiscal year (July 1 through June 30) after an advertised public hearing. The budget process affords the opportunity for County departments to do an internal analysis of their activities and goals. The governing body has the opportunity to review and analyze both department goals and citizen input. These plans are then meshed into a fiscal document which projects the necessary revenue to meet the proposed expenditures. The adopted budget is the means by which public policy is put into effect through the planned expenditure of public funds.

Aging Services

The Department of Aging Services provides a senior center where activities and programs geared to the elderly population can be enjoyed. Also provides residential repair and renovation to persons 60 years and older, congregate meals, transportation, health education programs and activities, health screenings, insurance counseling, tax assistance, and recreational programs for the elderly. Services are available to persons 60 years and older and to persons with disabilities of all ages.

Major Issues

Short Term Issues

- Increasing demands for transportation services have resulted from the new Medicaid Transportation Brokerage turnover.
- Increased demand may eventually warrant the hiring of another driver to meet these demands; however, Medicaid payments would provide necessary revenues.

Long Term Issues

- Increases in daily demand for transportation will require increased funding and staff.
- The Senior Center is experiencing increased utility costs due to the older structure which is used for the program.

Goals and Objectives

- Continue to seek and obtain grants for transportation and vehicle maintenance/replacement.
- Continue efforts to educate and inform citizens about the County's Aging services through public presentations to civic and church groups, advertising and publications.
- Provide additional training for drivers to upgrade knowledge of ADA rules and regulations as changes are made in legislature.

Appropriations

<u>Description</u>	<u>Actual FY 2005</u>	<u>Budget FY 2006</u>	<u>Proposed FY 2007</u>	<u>Change 2006 to 2007</u>
Personnel	\$ 159,878	\$ 159,908	\$ 187,486	17%
Operating	82,739	61,636	80,529	31%
Capital				
Transfers				
Total	\$ 242,617	\$ 221,544	\$ 268,015	21%

Funding/Service Level Changes

Additional funds are proposed for part time and increases in fuel costs.

Performance Measures:

Transportation Clients	
FY 04-05	FY 05-06
490	894

Board of Supervisors

The seven members of the Board of Supervisors are each elected from seven separate magisterial districts. They are authorized to set policy, enact ordinances, set tax rates and approve the annual budget in accordance with the desires of residents and applicable state and federal laws.

Major Issues

Short Term Issues

- Capital Needs.
- Growing Population.
- Job Creation and Workforce Development

Long Term Issues

- Upgrading Technology Infrastructure.
- Water and Sewer Needs.
- Economic Development.
- School Funding
- Implementation of Strategic Plan

Goals and Objectives

- To promote economic development in Franklin County that creates jobs with a reasonable return on taxpayer investment.
- To maintain and enhance the quality of life of Franklin County residents.
- To increase the current levels of public safety.
- To insure that County capital resources are administered efficiently.
- Develop land use policies that meet the needs of the community.

Appropriations

<u>Description</u>	<u>Actual FY 2005</u>	<u>Budget FY 2006</u>	<u>Proposed FY 2007</u>	<u>Change 2006 to 2007</u>
Personnel	\$ 84,132	\$ 97,280	\$ 102,125	5%
Operating	221,751	165,150	234,250	42%
Capital	4,763	2,000	2,000	0%
Transfers				
Total	\$ 310,646	\$ 264,430	\$ 338,375	28%

Funding/Service Level Changes

Approximately \$60,000 has been added to operational expenditures for professional services related to license renewal at Smith Mountain Lake by Appalachian Power Co.

Building Inspections

The Building Inspection Office is responsible for ensuring public health, safety and welfare associated with the design, construction, use of buildings and structures. The department inspects construction for compliance with the Virginia Uniform Statewide Building Code.

Major Issues

Short Term Issues

- Training opportunities for staff.
- To apply and enforce applicable Virginia Uniform Statewide Building Code.

Long Term Issues

- Maintain service levels within the department to ensure the health, safety and welfare of the residents of Franklin County.

Goals and Objectives

- To provide inspectors and staff with additional training opportunities.
- To increase the consistency and accuracy of inspection results.
- To present an efficient workplace centered on providing quick and accurate service to the public.

Appropriations

<u>Description</u>	<u>Actual FY 2005</u>	<u>Budget FY 2006</u>	<u>Proposed FY 2007</u>	<u>Change 2006 to 2007</u>
Personnel	\$ 258,613	\$ 286,540	\$ 364,152	27%
Operating	40,653	34,023	42,250	25%
Capital		1,000	4,000	300%
Transfers				
Total	\$ <u>299,266</u>	\$ <u>321,563</u>	\$ <u>410,602</u>	<u>28%</u>

Funding/Service Level Changes

A Senior Building Inspector/Plan Reviewer position is proposed for this department in Fiscal Year 2007.

Performance Measures:

	<u>FY 02-03</u>	<u>FY 03-04</u>	<u>FY 04-05</u>
Building Permits Issued	1,511	1,656	1,569
Total Value of Permits	112,521,986	142,333,261	186,932,216

Clerk of the Circuit Court

The Clerk of the Circuit Court processes all criminal and civil cases coming before the Circuit Court, assists judges in their judicial functions and maintains County records.

Major Issues

Short Term Issues

- Microfilming of records.
- Staffing requirements.

Long Term Issues

- None identified.

Goals and Objectives

- To ensure the Clerk's Office provides excellent customer service to all the citizens of Franklin County.
- To process all civil and criminal cases brought before the Circuit Court.
- Maintain consistent hours of operation and procedure.
- To file, process, record, and make available for inspection all public documents maintained by the Clerk's office.
- Provide a competent, courteous and well-trained staff to assist in administration of justice and to provide the public with procedural information.

Appropriations

<u>Description</u>	<u>Actual FY 2005</u>	<u>Budget FY 2006</u>	<u>Proposed FY 2007</u>	<u>Change 2006 to 2007</u>
Personnel	\$ 419,023	\$ 420,078	\$ 464,413	11%
Operating	61,270	62,713	79,127	26%
Capital	1,493	1,500	1,500	0%
Transfers				
Total	\$ <u>481,786</u>	\$ <u>484,291</u>	\$ <u>545,040</u>	<u>13%</u>

Funding/Service Level Changes

Operating expenditures have increased because of records management and records indexing services provided through the Supreme Court.

Commonwealth's Attorney

The Commonwealth Attorney's office is responsible for the prosecution of all criminal offenses within the jurisdiction of Franklin County.

Major Issues

Short Term Issues

- Workload increases.

Long Term Issues

- None identified.

Goals and Objectives

- To provide the most effective prosecution of criminal cases.
- To provide services to and promote sensitive treatment of the victims and witnesses of crime.
- To counsel and consult with law enforcement and other County officials.

Appropriations

<u>Description</u>	<u>Actual FY 2005</u>	<u>Budget FY 2006</u>	<u>Proposed FY 2007</u>	<u>Change 2006 to 2007</u>
Personnel	\$ 459,054	\$ 490,560	\$ 541,242	10%
Operating	49,633	17,010	17,010	0%
Capital	5,059	2,000	2,000	0%
Transfers				
Total	\$ <u>513,746</u>	\$ <u>509,570</u>	\$ <u>560,252</u>	<u>10%</u>

Funding/Service Level Changes

Commissioner of the Revenue

The Commissioner of the Revenue processes personal property, machinery and tools, furniture and fixtures, merchant’s capital, state income tax returns and state estimated tax. This office also administers the personal property tax relief program as well as meals tax, transient occupancy tax, tax relief and land use programs. This office handles all real estate transactions including assessment, building permits, construction and ownership records and proration on new construction. Assigns Cadestrial map numbers. Assesses SCC and Railroad Properties. Issues County license and accesses Bank Franchise Accounts. Business and meals tax accounts are audited and citizens are provided assistance on a daily basis.

Major Issues

Short Term Issues

- Departmental staffing and State budget cuts.
- Need to have employees attend more training.
- Updates to computer programs and equipment.
- Lack of adequate office space.
- Security of stored confidential records.

Long Term Issues

- Imaging and document storage.
- Upgrade of Telephone system.
- Disaster Recovery Plan.
- Assessment Software System replacement or upgrade.
- Renumbering of Tax Parcels.

Goals and Objectives

- To provides the best possible service to the citizens.
- Meet state and county deadlines for all filings.
- Improve the flow of information between County offices.

Appropriations

<u>Description</u>	<u>Actual</u> <u>FY 2005</u>	<u>Budget</u> <u>FY 2006</u>	<u>Proposed</u> <u>FY 2007</u>	<u>Change</u> <u>2006 to 2007</u>
Personnel	\$ 359,918	\$ 387,490	\$ 483,523	25%
Operating	58,907	76,543	96,724	26%
Capital	2,597			0%
Transfers				
Total	\$ <u>421,422</u>	\$ <u>464,033</u>	\$ <u>580,247</u>	<u>25%</u>

Funding/Service Level Changes

A new tax auditor position is proposed for the office in FY07 as well as additional funds for the assessment of building permits.

C.S.A. Office

The Comprehensive Services Act (C.S.A.) is a Virginia law designed to help troubled youths and their families. State and local agencies, parents and private service providers work together to plan and provide services. In each community, local teams decide how these funds should be spent. 72% of the funding is provided by the state and 28% is local funds.

Major Issues

Short Term Issues

- Funds for increasing foster care population and increasing service costs to provide out-of-home placement services for the foster care population.
- Maintain the C.S.A. database to improve C.S.A. program reporting capabilities and case evaluation.
- Research ideas to improve fiscal awareness among departments and agencies accessing the program, implement helpful approaches.

Long Term Issues

- Reduction of the County's reliance on therapeutic foster care and residential service providers.
- Reduce the utilization of out-of-home placement services to serve the C.S.A. population and increase the utilization of community-based services to prevent out of home placements.
- Reduce the number of children entering D.S.S. custody for reasons other than abuse and neglect to access the mandated funding system.

Goals and Objectives

- Enhance Families to become self sufficient thereby reducing the economic and social impact of dysfunctional families on the County.
- Review all C.S.A. cases every quarter and develop appropriate service plans to provide services to children and families in the least restrictive and least expensive setting possible.
- Maintain the C.S.A. database to improve C.S.A. reporting requirements and use the C.S.A. database to develop reports to assist the Family Assessment and Planning Team and Community Policy Management Team.

Appropriations

<u>Description</u>	<u>Actual FY 2005</u>	<u>Budget FY 2006</u>	<u>Proposed FY 2007</u>	<u>Change 2006 to 2007</u>
Personnel	\$ 71,303	\$ 70,070	\$ 80,246	15%
Operating	2,775,954	4,502,091	3,260,230	-28%
Capital				
Total	\$ <u>2,847,257</u>	\$ <u>4,572,161</u>	\$ <u>3,340,476</u>	<u>-27%</u>

Funding/Service Level Changes

The CSA caseload continues to be a very volatile number as there have been 23 new foster care children in the last 4 months. Overall, the increase appears to have slowed somewhat, but the County remains cautious with this budget.

Performance Measures:

	<u>FY 02-03</u>	<u>FY 03-04</u>	<u>FY 04-05</u>
Case Load – Number of Children	132	167	177

County Administrator

The County Administrator is appointed by and accountable to the Board of Supervisors and is responsible for implementing the policies and programs of the Board and for coordinating the daily operations of the County government. The County Administrator is also tasked with seeking to identify and develop various types of economic development projects for the County.

Major Issues

Short Term Issues

- Providing services to County citizens will become harder in the face of limited local resources.
- Several plant closings have resulted in the need to aggressively seek new business and encourage existing industry growth.

Long Term Issues

- Alternative forms of local revenue sources will need to be pursued as the County grows.
- Continuing to develop future economic development sites and encouragement of industrial/business growth in the County.
- Providing leadership throughout the organization to encourage accountability and decision making at the lowest levels.

Goals and Objectives

- To promote a high quality of services and facilities with current staff and funding levels.
- To ensure adequate resources for special projects and tasks.
- To maintain citizen satisfaction with County service delivery.
- Continuing to meet the increased fiscal demands of a growing population.
- To present a balanced annual budget for consideration by the Board of Supervisors.
- To develop a diverse economic base.
- To assess opportunities for technology enhancements which have a positive return on investment.
- Provide leadership for efficiency enhancements throughout the organization.

Appropriations

<u>Description</u>	<u>Actual FY 2005</u>	<u>Budget FY 2006</u>	<u>Proposed FY 2007</u>	<u>Change 2006 to 2007</u>
Personnel	\$ 373,949	\$ 291,741	\$ 312,730	7%
Operating	28,206	39,210	40,610	4%
Capital	3,502	1,000	1,000	0%
Total	\$ 405,657	\$ 331,951	\$ 354,340	7%

Funding/Service Level Changes

None.

Debt Management

The Franklin County Board of Supervisors adopted the following debt policy on October 10, 1994:

1. Financing should be considered for County assets that are designed to serve the citizens for a period of time in excess of five years with debt issued for a similar period and designed to spread the cost of the asset to all users, both current and future, unless a more feasible alternative exists (grants, gifts, etc.); and
2. Debt issued for the purpose of financing water and sewer projects or other enterprise fund projects will primarily be supported by revenues generated by those projects; and
3. County debt as a percentage of assessments will not exceed 3.5%; and
4. The County's debt service as a percentage of general government expenditures will not exceed 10%; and
5. The County's debt per capita will not exceed \$1,500 per capita; and
6. Capital leases of longer than three (3) years duration will be included as debt for the purpose of computing the ratios expressed herein.

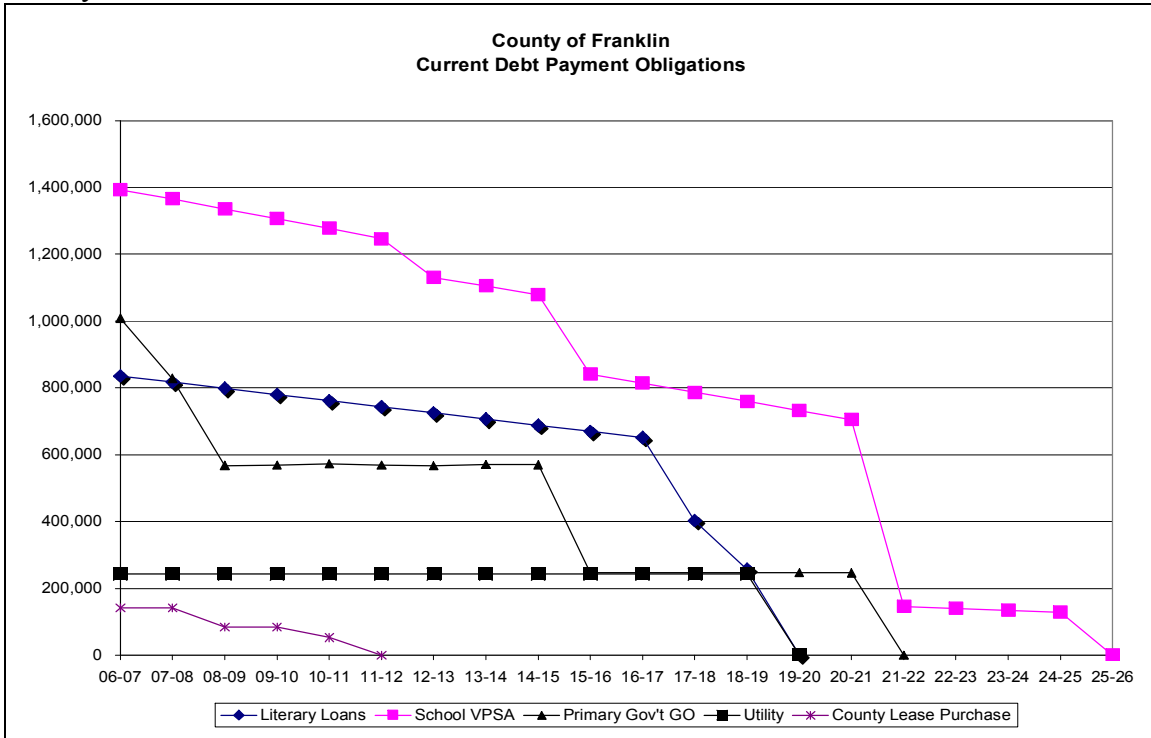
Debt Service Requirements on Currently Outstanding General Obligation Bonds and School Literary Loans as of June 30, 2005:

<u>Fiscal Year</u> <u>Ending June 30,</u>	<u>General Obligation Bonds</u>		<u>Literary Fund Loans</u>	
	<u>Principal</u>	<u>Interest</u>	<u>Principal</u>	<u>Interest</u>
2006	\$983,952	\$778,572	\$686,750	\$242,160
2007	1,005,081	705,804	613,750	221,558
2008	1,031,575	654,382	613,750	203,145
2009	1,054,219	600,355	613,750	184,732
2010	1,083,094	543,913	613,750	166,320
2011-2015	5,601,962	1,816,450	3,068,750	555,413
2016-2020	3,225,654	705,789	1,861,500	119,797
2021-2025	1,166,160	85,084	0	0
Total	<u>\$15,151,697</u>	<u>\$5,890,349</u>	<u>\$8,072,000</u>	<u>\$1,693,125</u>

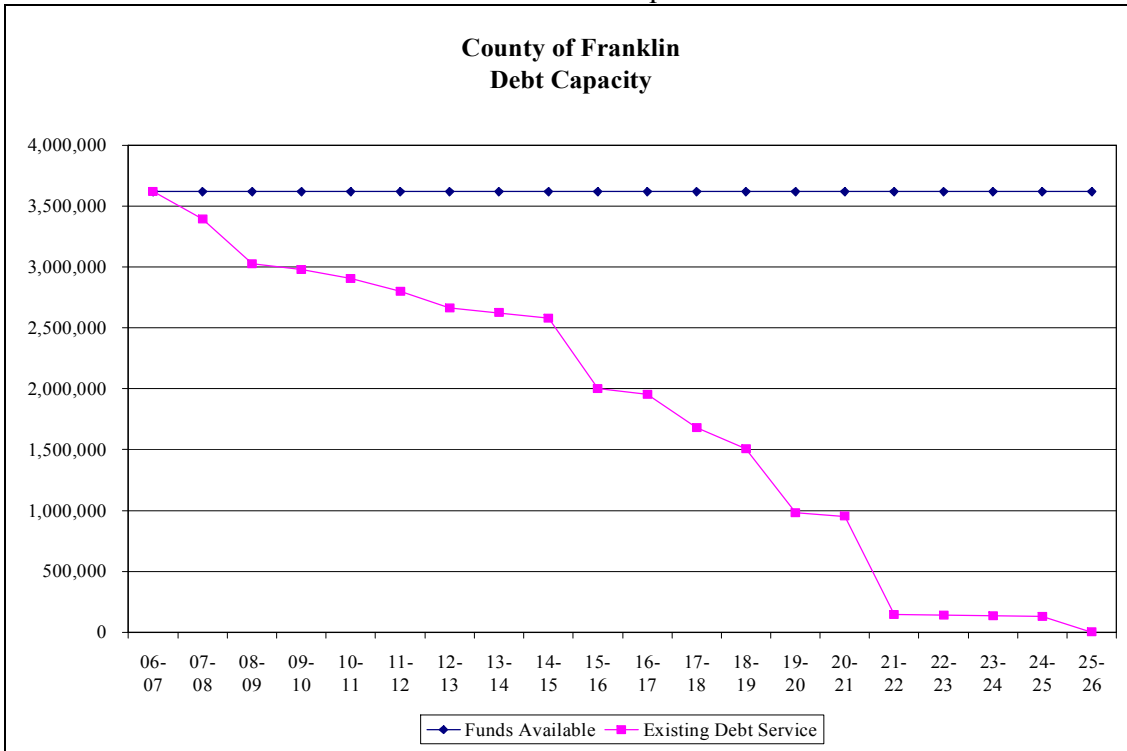
As of June 30, 2005, the County has issued and outstanding \$15,151,697 in general obligation bonds, \$8,072,000 in State Literary Loans and \$397,165 in capital leases.

Debt Capacity

The following chart shows the County's current debt payment obligations by type and fiscal year.

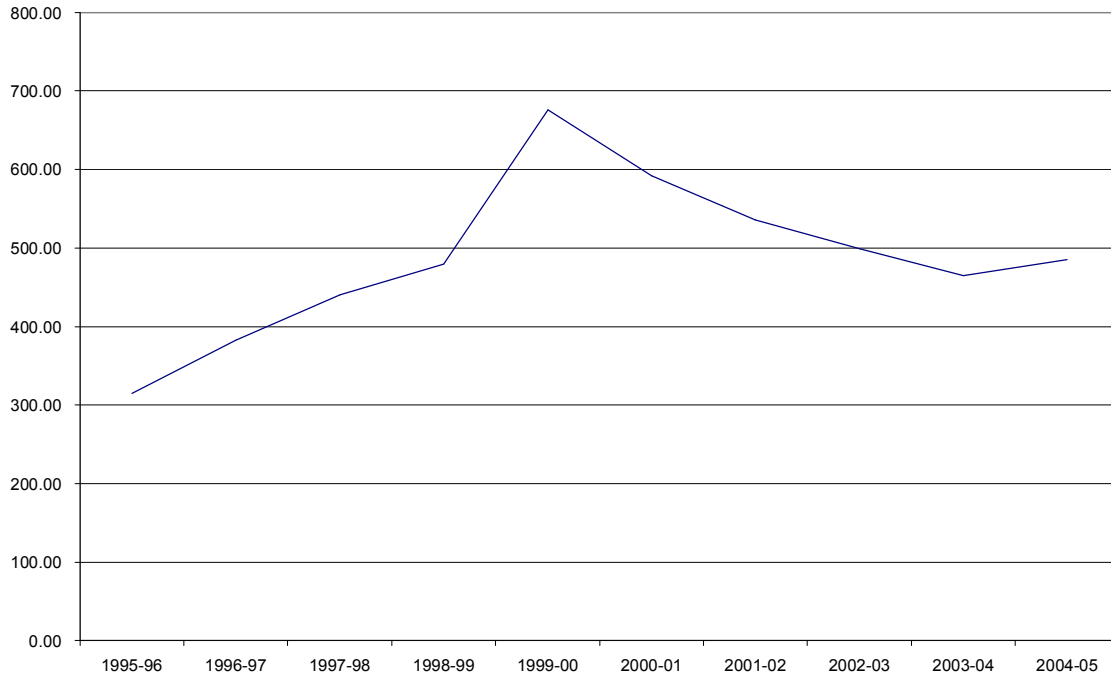


The next chart examines the County of Franklin's ability to borrow in future years based upon the amount of annual debt service retired that year. This capacity assumes that total debt service will not exceed FY2007 levels nor require increases in future tax rates.



The current level of debt per capita at June 30, 2005 for the County of Franklin is \$485. The median for the Commonwealth of Virginia is approximately \$1,000. Franklin County's debt to assessed value at June 30, 2005 is 0.46% with the Virginia median being slightly less than 2.00%. Debt service as a percentage of expenditures was 3.02% for the fiscal year ended June 30, 2005. The County is in good financial position to borrow in the future should the need arise.

Net Bonded Debt Per Capita



**County of Franklin
Budget Comparisons**

	<u>Adopted Budget FY06</u>	<u>Proposed Budget FY07</u>	<u>Difference</u>	<u>% Change</u>
General Government Administration				
Board of Supervisors	\$ 264,430	\$ 338,375	\$ 73,945	28%
General and Financial Administration				
County Administrator	331,951	354,340	22,389	7%
Commissioner of Revenue	464,033	580,247	116,214	25%
Reassessment	125,000	150,000	25,000	20%
Treasurer	392,425	438,085	45,660	12%
Finance	195,712	312,573	116,861	60%
Risk Management	251,332	282,250	30,918	12%
Human Resources	232,612	242,748	10,136	4%
Information Services	514,683	650,711	136,028	26%
Registrar	158,456	180,852	22,396	14%
	<u>2,930,634</u>	<u>3,530,181</u>	<u>599,547</u>	20%
Judicial Administration				
Circuit Court	82,961	88,688	5,727	7%
General District Court	11,243	11,243	0	0%
Magistrate	2,863	2,975	112	4%
Juvenile and Domestic Rel Court	366,904	468,462	101,558	28%
Clerk of the Circuit Court	484,291	545,040	60,749	13%
Sheriff - Courts	501,223	532,710	31,487	6%
Juvenile Court Services	44,649	48,926	4,277	10%
Commonwealth Attorney	509,570	560,252	50,682	10%
	<u>2,003,704</u>	<u>2,258,296</u>	<u>254,592</u>	13%
Public Safety				
Sheriff	2,666,098	2,900,313	234,215	9%
Corrections	1,993,264	2,150,902	157,638	8%
Building Inspections	321,563	410,602	89,039	28%
Animal Control	147,165	172,071	24,906	17%
Public Safety	1,697,888	1,920,493	222,605	13%
	<u>6,825,978</u>	<u>7,554,381</u>	<u>728,403</u>	11%
Public Works				
Road Viewers	450	450	0	0%
Solid Waste and Recycling	1,012,295	1,191,103	178,808	18%
General Buildings and Grounds	527,355	635,819	108,464	21%
	<u>1,540,100</u>	<u>1,827,372</u>	<u>287,272</u>	19%
Health and Welfare				
Health Department	296,936	309,852	12,916	4%
Contributions to Health and Welfare	122,236	123,560	1,324	1%
Social Services	3,904,277	4,447,166	542,889	14%
CSA - Youth Services	4,572,161	3,340,476	(1,231,685)	-27%
Family Resource Center	253,496	254,545	1,049	0%
Aging Services	221,544	268,015	46,471	21%
	<u>9,370,650</u>	<u>8,743,614</u>	<u>(627,036)</u>	-7%

	<u>Adopted Budget FY06</u>	<u>Proposed Budget FY07</u>	<u>Difference</u>	<u>% Change</u>
Parks, Recreation and Cultural				
Parks and Recreation	667,920	776,113	108,193	16%
Library Administration	561,911	600,010	38,099	7%
	<u>1,229,831</u>	<u>1,376,123</u>	<u>146,292</u>	12%
Community Development				
Planning Agencies	638,069	667,695	29,626	5%
Planning and Cmty Develop	444,229	602,773	158,544	36%
Economic Development	454,009	502,614	48,605	11%
Work Force Develop Consort	148,858	174,331	25,473	17%
Tourism Development	93,106	67,000	(26,106)	-28%
GIS and Mapping	97,409	131,286	33,877	35%
Virginia Cooperative Extension	75,586	94,484	18,898	25%
Public Works	207,697	343,521	135,824	65%
	<u>2,158,963</u>	<u>2,583,704</u>	<u>424,741</u>	20%
Nondepartmental	409,300	455,300	46,000	11%
Transfers to Other Funds				
Schools - Operations	21,801,153	23,151,153	1,350,000	6%
Schools - Debt Service	2,308,788	2,059,912	(248,876)	-11%
Schools - Canneries	28,535	29,696	1,161	4%
Debt Service	1,051,275	1,079,530	28,255	3%
E911	320,814	284,243	(36,571)	-11%
Utilities	790,185	761,602	(28,583)	-4%
County Capital Projects	3,100,000	4,733,876	1,633,876	53%
Subtotal	<u>29,400,750</u>	<u>32,100,012</u>	<u>2,699,262</u>	9%
Total General Fund	<u>55,869,910</u>	<u>60,428,983</u>	<u>4,559,073</u>	8%
Other Funds				
Capital Projects	8,422,949	4,833,876	(3,589,073)	-43%
Forfeited Asset		25,000	25,000	100%
Courthouse Maintenance		14,000	14,000	100%
Debt Service Fund	1,051,275	1,404,530	353,255	34%
E911	902,771	1,342,431	439,660	49%
Law Library	15,000	15,000	0	0%
Bond Fund	1,000	0	(1,000)	-100%
Utilities	5,906,725	841,294	(5,065,431)	-86%
Other Funds Totals	<u>16,299,720</u>	<u>8,476,131</u>	<u>(7,823,589)</u>	-48%
County Total	<u>72,169,630</u>	<u>68,905,114</u>	<u>(3,264,516)</u>	-5%
Schools	<u>64,786,276</u>	<u>71,271,811</u>	<u>6,485,535</u>	10%
Control Totals	<u>136,955,906</u>	<u>140,176,925</u>	<u>3,221,019</u>	2%
Less: Interfund Transfers	<u>(29,475,750)</u>	<u>(32,525,012)</u>	<u>(3,049,262)</u>	10%
Net County Budget	<u>\$ 107,480,156</u>	<u>\$ 107,651,913</u>	<u>\$ 171,757</u>	0%

Economic Development

The Department of Economic Development seeks to identify and develop various types of economic development for Franklin County.

Major Issues

Short Term Issues

- Training of our workforce.
- Garnering sufficient funds for incentives and infrastructure development.
- Regional cooperation.

Long Term Issues

- Identification of sites for future economic development.
- Marketing of existing sites as well as preparing our workforce for entry into new business/industry.

Objectives

- To create new jobs.
- To achieve a balance in the commercial/industrial and residential tax base.
- To maintain a diverse economic base to provide for stability and a broad selection of employment opportunities for our citizens.
- Support the efforts of the Roanoke Valley Economic Development Partnership.
- To create an effective business environment that fosters growth and prosperity of existing business and industry.

Goals and Appropriations

<u>Description</u>	<u>Actual FY 2005</u>	<u>Budget FY 2006</u>	<u>Proposed FY 2007</u>	<u>Change 2006 to 2007</u>
Personnel	\$ 66,798	\$ 68,676	\$ 80,756	18%
Operating	386,964	385,333	420,358	9%
Capital	482		1,500	100%
Transfers				
Total	\$ <u>454,244</u>	\$ <u>454,009</u>	\$ <u>502,614</u>	<u>11%</u>

Funding/Service Level Changes

3/7/2006

County of Franklin
Contributions to External Agencies
Proposed Budget 2006-2007

Agency	Board Adopted 2005-2006	Requested 2006-2007	Increase (Decrease)	County Administrator Recommended
Chamber of Commerce	12,000	15,000	3,000	12,000
Retail Merchants	3,000	6,000	3,000	3,000
Center in the Square	5,150	5,500	350	5,150
Franklin Guild	2,000	8,000	6,000	2,000
Smith Mtn Lake Chamber of Commerce	14,000	15,600	1,600	14,000
Free Clinic of Franklin County	13,500	14,000	500	14,000
Family Service of Roanoke Valley	3,000	3,500	500	3,000
STEP	22,000	33,000	11,000	15,000
Science Museum of Western Va	5,500	10,000	4,500	5,500
Virginia Institute of Government	1,500	1,500	0	1,500
Community Partnership for Revitalization	18,750	18,750	0	17,000
Rke Valley Convention & Visitors	10,000	15,000	5,000	15,000
Small Business Develop Center Incubator	6,000	5,000	(1,000)	5,000
Va Museum of Transportation	1,000	5,000	4,000	1,000
Franklin County CASA	5,500	7,000	1,500	5,500
American Red Cross of Franklin County	3,000	3,000	0	3,000
Rotary Club of Franklin County	1,000	1,000	0	1,000
Franklin County Historical Society	1,500	15,000	13,500	5,000
Franklin County Perinatal Education Center	2,500	2,500	0	2,500
Helping Hands of Franklin County	2,000	7,000	5,000	7,000
West Piedmont Business Develop Center	2,500	5,000	2,500	2,500
Phoebe Needles Faith in Action Program	500		(500)	0
Blue Ridge Dinner Theatre	0	10,000	10,000	5,150
Ferrum Express Bus Service	0	4,000	4,000	4,000
The Crooked Road Heritage Music Trail	0	5,000	5,000	0
CONTACT Helpline	0	6,000	6,000	0
Franklin County Youth Center	0	*		0
Blue Ridge Legal Services, Inc.	0	4,481	4,481	0
Opera Roanoke	0	2,500	2,500	0
VA Explore Park	0	25,000	25,000	0
Roanoke Area Ministries	0	3,000	3,000	0
Brain Injury Services of Southwest VA	0	4,784	4,784	0
* No specific dollar amount requested				
	<u>135,900</u>	<u>261,115</u>	<u>125,215</u>	<u>148,800</u>
Health Department	296,396	317,852	21,456	309,852
Smith Mountain Lake 4-H Center	5,000	7,500	2,500	6,000
Dept of Forestry	13,336	13,336	0	13,336
Patrick Henry Community College	12,541	12,160	(381)	12,160
Virginia Western Community College	3,010	3,110	100	3,110
Piedmont Community Services	53,510	55,115	1,605	55,115
Goodwill Industries (Developmental Center)	49,000	49,000	0	49,000
Western VA EMS Council	8,099	8,099	0	8,099
TLAC	72,075	96,770	24,695	96,770
Blue Ridge Soil & Water Conserv District	4,750	6,000	1,250	6,000
Southern Area Agency on Aging	4,175	4,175	0	4,175
West Piedmont Plan Dist Commission	19,224	23,496	4,272	23,496
Roanoke Valley Alleghany Regional Comm	29,460	34,580	5,120	34,580
Rke Valley Economic Develop Partnership	85,925	86,450	525	86,450
Total	<u><u>792,401</u></u>	<u><u>978,758</u></u>	<u><u>186,357</u></u>	<u><u>856,943</u></u>

Family Resource Center

The Franklin County Family Resource Center provides shelter and services to victims of domestic violence in our community. By providing services to these victims, it is our intention to reduce the incidents of domestic violence in our county. It is also our philosophy to promote community awareness and support the victims who enter the system. The Franklin County Resource Center strives to enhance victims' self esteem, self worth and enhance empowerment to break free from the violence. The Franklin County Family Resource Center staff will aim to work in partnership, utilizing other community resources to best handle each victim's unique situation.

Major Issues

Short Term Issues

- Grant funding cut backs.

Long Term Issues

- Providing 24-hour shelter staff with a minimum amount of turnover.

Goals and Objectives

- To oversee training hours for staff.
- To develop activities for in shelter clients such as recreational outings or client retreats.
- To develop an in depth long term and short term budget training for clients.
- To develop an ongoing public awareness slots with the local cable television station.
- To develop a schedule for team-building workshops to improve efficiency.

Appropriations

<u>Description</u>	<u>Actual FY 2005</u>	<u>Budget FY 2006</u>	<u>Proposed FY 2007</u>	<u>Change 2006 to 2007</u>
Personnel	\$ 216,283	\$ 210,111	\$ 220,016	5%
Operating	37,595	32,885	33,029	0%
Capital	9,318	10,500	1,500	-86%
Transfers				
Total	\$ 263,196	\$ 253,496	\$ 254,545	0%

Funding/Service Level Changes

This department is funded primarily by grants and anticipates level grant funding for FY2007.

Finance

The Department of Finance is responsible for recording all financial transactions for Franklin County and paying all of its employees. This department is also responsible for capital financing and debt management, risk management, purchasing, human resource/benefits administration, the annual budget process and the annual capital improvement plan.

Major Issues

Short Term Issues

- New accounting pronouncements.
- School capital construction will need to be planned and financed
- Upgrading of financial system software will be accomplished in the next fiscal year.

Long Term Issues

- Current trends in e-commerce will need to be evaluated.

Goals and Objectives

- Maintain the GFOA Certificate of Achievement for Excellence in Financial Reporting and GFOA Award for Distinguished Budget Presentation.
- To provide management with accurate, reliable and up-to-date financial reports.
- To maintain accountability for all County fixed assets.
- To meet all payroll deadlines, file all payroll reports on a timely basis and maintain complete and accurate leave and personnel records for all full and part time employees.
- Ensure that all purchases are made within the guidelines of the State Procurement Code.
- Effectively administer the annual budget process and the annual capital improvement plan.

Appropriations

<u>Description</u>	<u>Actual FY 2005</u>	<u>Budget FY 2006</u>	<u>Proposed FY 2007</u>	<u>Change 2006 to 2007</u>
Personnel	\$ 180,859	\$ 190,378	\$ 300,658	58%
Operating	328,188	488,278	531,913	9%
Capital	790	1,000	5,000	400%
Transfers				
Total	\$ <u>509,837</u>	\$ <u>679,656</u>	\$ <u>837,571</u>	<u>23%</u>

Funding/Service Level Changes

Two new positions are proposed for this area in FY07. Capital increase includes furniture and equipment for the new positions.

General Properties

General Properties is responsible for the maintenance and upkeep of all physical properties. In addition, this department is responsible for coordinating and managing new construction projects, other special projects, moves, etc. County street signs are also maintained by this department.

Major Issues

Short Term Issues

- Coordinating/managing all ongoing special projects (Career Center Building).
- Focus on space needs/coordinate short term moves, renovations.
- Continue to work with other departments on special projects (Example: E911 generator/facility, signage, meeting set ups).
- Develop scope and assist with water utilities (in addition to Commerce Center) to the extent possible.

Long Term Issues

- Review and improve street sign program as needed – possibly put in place a means for manufacturing our own signs.
- Assure ongoing compliance issues (underground storage, elevators, boiler inspections, MSDS, ADA, etc).
- Continue to manage surplus property/vehicles.
- Continue to manage and schedule “Fleet Vehicles” uses.

Goals and Objectives

- Meet day-to-day demands of maintaining properties.
- Respond to requests for maintenance.
- Provide ongoing management of the County physical plant.

Appropriations

<u>Description</u>	<u>Actual FY 2005</u>	<u>Budget FY 2006</u>	<u>Proposed FY 2007</u>	<u>Change 2006 to 2007</u>
Personnel	\$ 185,773	\$ 206,863	\$ 280,809	36%
Operating	320,871	318,492	353,010	10%
Capital		2,000	2,000	0%
Transfers				
Total	\$ <u>506,644</u>	\$ <u>527,355</u>	\$ <u>635,819</u>	<u>21%</u>

Funding/Service Level Changes

A Senior Maintenance position is proposed for this department in the FY2006-2007 budget. Operational costs are adjusted to reflect increases in heating fuel prices.

Information Technology

Information Technology is responsible for the County's computer and telephone systems and all related equipment. The department provides overall data processing operations including system analysis/programming to meet the application needs of County agencies. Computer and telephone systems are in operation 24-hours a day, 365 days a year. Department staff responds to problems causing disruption of service after normal working hours.

Major Issues

Short Term Issues

- Complete conversion of Treasurer's collections applications.
- Replace failed server cluster and migrate to new email server.
- Implement several monitoring and protection systems for County network.
- Disaster prevention in terms of data redundancy, imaging servers, etc

Long Term Issues

- The segmentation of the County network to improve performance and scalability.
- Select and implement a commercial solution for Building and Planning departments.
- Design and build/purchase a solution to support Child Services Act department.
- Disaster Recovery Planning and Business Continuity.

Goals and Objectives

- Revise and write new applications as part of the day-to-day operations.
- Software packages for core functions.
- Development of eGovernment solutions.

Appropriations

<u>Description</u>	<u>Actual FY 2005</u>	<u>Budget FY 2006</u>	<u>Proposed FY 2007</u>	<u>Change 2006 to 2007</u>
Personnel	\$ 339,677	\$ 357,037	\$ 461,111	29%
Operating	176,641	145,146	157,600	9%
Capital	61,252	12,500	32,000	156%
Transfers				
Total	\$ <u>577,570</u>	\$ <u>514,683</u>	\$ <u>650,711</u>	<u>26%</u>

Funding/Service Level Changes:

Additional funds are included for two full time PC Tech positions – one to be hired in July and one in January.

Performance Measures:

<u>Type</u>	<u>Average Response Time (In Days)</u>		
	<u>FY 03-04</u>	<u>FY 04-05</u>	<u>FY 05-06</u>
Hardware	11.4	9.3	4.5
Telephone	5.6	10.5	17
Operations	1.3	1.7	4.75
Applications	14.08	7.08	12

Library

The library provides reference and research materials both in-house and via the Internet, as well as leisure activity items in print, audio and video formats. In addition, the Library presets a wide variety of programs for both children and adults. The bookmobile and other outreach programs provide service to those who are not able to come to the physical location of the library.

Major Issues

Short Term Issues

- Design, bid and purchase a new bookmobile

Long Term Issues

- As the informational needs of the County's citizens continue to grow, the Library must also develop in order to keep pace with the demand. This means not only an adequate main library building but a system of branch facilities as well.

Goals and Objectives

- To initiate and implement new programs for both children and adults.
- To promote activities that raises the community's awareness of the Library and its programs.
- To increase Story Hour participation by 5%.
- To increase the Summer Reading Program participation by 5%.
- To increase the Circulation of materials by 10%.

Appropriations

<u>Description</u>	<u>Actual FY 2005</u>	<u>Budget FY 2006</u>	<u>Proposed FY 2007</u>	<u>Change 2006 to 2007</u>
Personnel	\$ 341,431	\$ 373,470	\$ 394,193	6%
Operating	191,069	174,707	203,317	16%
Capital	64,400	13,734	2,500	-82%
Transfers				
Total	\$ <u>596,900</u>	\$ <u>561,911</u>	\$ <u>600,010</u>	<u>7%</u>

Funding/Service Level Changes

Parks and Recreation

The Franklin County Parks and Recreation Department provides quality leisure service programming and public park and recreation facilities to enhance the quality and quantity of life for Franklin County residents and visitors.

Major Issues

Short Term Issues

- Recruitment and retention of volunteers and partners.
- Expansion of community special events that foster increased tourism.
- Improve administrative and operational policies to better meet customer demands and needs.
- Complete phase II of Smith Mountain Lake Park and Waid Park Athletic Field additions.
- Address challenge of a shortage of indoor public recreation access for growing county youth recreational leagues.
- Complete blueway development along Pigg, Smith and Blackwater Rivers.
- Accommodate increasing demands for youth recreational activities.
- Meet increasing demands for adult recreation programming with a limited amount of facilities.

Long Term Issues

- Complete development of Smith Mountain Lake Community Park.
- Begin development of Countywide Trail System.
- Develop a comprehensive Parks and Recreation System Plan.
- Acquire additional land for future park development.
- Manage major infrastructure replacement projects.

Goals and Objectives

Provide high quality parks and recreation programs and facilities to the residents of Franklin County that:

Improve community health, provide opportunities for positive lifestyles, increase community involvement and pride, produce opportunities for physical fitness, serve as a catalyst for tourism, protect and conserve important landscapes and natural resources amenities and promote partnerships with private, public and non-profit sectors of the community.

Appropriations

<u>Description</u>	<u>Actual FY 2005</u>	<u>Budget FY 2006</u>	<u>Proposed FY 2007</u>	<u>Change 2006 to 2007</u>
Personnel	\$ 327,853	\$ 355,173	\$ 437,835	23%
Operating	281,414	292,147	317,678	9%
Capital	29,064	20,600	20,600	0%
Total	\$ 638,331	\$ 667,920	\$ 776,113	16%

Funding/Service Level Changes

Full year funding of the new Tourism Coordinator as well as additional part time funds is reflected in the proposed FY07 budget.

Performance Measures:

	<u>2003</u>	<u>2004</u>	<u>2005</u>
Sports Registration	4,055	4,406	4,566
Requests for Tourism Brochure	NA	10,000	15,000
Shelter Reservations	NA	269	283

Planning and Community Development

This department develops and administers plans, ordinances and programs to promote the public health, safety and welfare of present and future County residents. The Department maintains and updates the County's Comprehensive Plan, administers Zoning, Subdivision, Erosion and Sediment Control and Manufactured Home Park Ordinances, coordinates federal and state grants for community development projects, and provides staff support to the Board of Supervisors, the Planning Commission and the Board of Zoning Appeals. Areas of policy interest include transportation planning, affordable housing, environmental quality and information management.

Major Issues

Short Term Issues

- GIS Staffing, hardware and software.
- Office space.
- Storage space.
- Departmental Staffing
- Village and Corridor Planning

Long Term Issues

- Update of Comprehensive Plan
- Consolidated Land Development regulations.

Goals and Objectives

- Implement a GIS system as a public service and planning tool.
- Update the County Comprehensive Plan and Zoning Ordinance to include design guidelines and an overlay district for Rural Village Centers.
- Submit, administer and close out TEA-21 grants to design and construct a pedestrian access system in Ferrum.
- Administer and close out environmental quality grants for septic system repair, septic maintenance and shoreline erosion.

Appropriations

<u>Description</u>	<u>Actual FY 2005</u>	<u>Budget FY 2006</u>	<u>Adopted FY 2007</u>	<u>Change 2006 to 2007</u>
Personnel	\$ 275,870	\$ 391,015	\$ 517,923	32%
Operating	64,700	52,214	72,350	39%
Capital	30,942	1,000	12,500	100%
Transfers				
Total	\$ <u>371,512</u>	\$ <u>444,229</u>	\$ <u>602,773</u>	<u>36%</u>

Funding/Service Level Changes

Full year funding was approved for an additional Erosion and Sediment Control Inspector, Planner and Planning Technician. Additional operating and capital funds have been proposed for professional services and to support the new positions requested.

Public Safety

The Public Safety Department is the parent agency charged with the provision of all aspects of EMS, Rescue, Fire Suppression, Fire Prevention, Fire Investigations, Safety Inspections, Emergency Management, Hazardous Material Issues, Solid Waste Issues, Animal Control, E 9-1-1, Structure Addressing and Communications Center Operations. Tasks related to these divisions are delegated through the various divisions of the department and all volunteer rescue and fire agencies in the County.

Major Issues

Short Term Issues

- Reduction in the response time to emergency situations involving life safety and property protection.
- Increasing the training certifications of volunteer EMS/Fire personnel to a level expected and required by the community.
- Maintaining the integrity of the EMS/Fire system while researching methods and techniques to reduce operational expenses.

Long Term Issues

- Increasing the number of Career EMS/Fire Field Staff to meet the shrinking volunteer manpower resources and increasing service requests.
- Maintenance of building and ground facilities for volunteer stations.
- Obtaining specialized fleet equipment for the provision of services in special needs areas.
- Developing programs to provide improved training opportunities for volunteer and career personnel.

Goals and Objectives

- Continue refining integration of Career Staff with Volunteer personnel;
- Continue to develop BLS, ALS and fire training programs for volunteers;
- Research methods and programs to improve volunteer recruitment and retention;
- Complete Mutual Aid Agreements with bordering jurisdictions;
- Complete exercise requirements to continue eligibility for FEMA/DEMS funding;
- Complete update of County Emergency Operations Plan;
- Develop a program to determine parameters for the replacement of rolling stock;
- Solicit special funding for EMS and Fire projects from various sources;

Appropriations

<u>Description</u>	<u>Actual FY 2005</u>	<u>Budget FY 2006</u>	<u>Proposed FY 2007</u>	<u>Change 2006 to 2007</u>
Personnel	\$ 714,622	\$ 817,058	\$ 1,044,065	32%
Operating	1,001,503	900,595	978,736	9%
Capital	41,528	127,400	69,763	-45%
Transfers				
Total	\$ <u>1,757,653</u>	\$ <u>1,845,053</u>	\$ <u>2,092,564</u>	<u>13%</u>

Funding/Service Level Changes

Two additional paramedics to provide night ALS support have been included in the FY07 budget. A new position, EMT Instructor/Arson Inspector, is also proposed for next fiscal year.

Performance Measures:

	<u>2003</u>	<u>2004</u>	<u>2005</u>
Fire Investigations	54	81	118
EMS Calls for Service	Not Available	Not Available	3,509
Fire Calls for Service	Not Available	Not Available	1,074

Registrar

The Registrar is responsible for administering a comprehensive program of uniform statewide voter registration to qualify voters and maintain registration records. The Registrar also ensures that all Federal, State and Local Election laws are followed as well as enforcing guidelines for candidacy filings.

Major Issues

Short Term Issues

- Recruiting and maintaining election officials.
- Increasing workload due to legislative requirements.

Long Term Issues

- Recruiting election officials for “Short term” help during heavy absentee voting elections. Legislative issues may require additional part time employees for no excuse voting or centralized voting precincts.

Goals and Objectives

- To make registering to vote a quick and simple process for all citizens of Franklin County.
- To maintain up-to-date records for all registered voters.
- Train election officials to conduct elections in their precinct.
- Administer absentee ballot process.
- Provide additional training opportunities for staff.
- Perform duties as instructed by the State Board of Elections and Electoral Board.

Appropriations

<u>Description</u>	<u>Actual FY 2005</u>	<u>Budget FY 2006</u>	<u>Proposed FY 2007</u>	<u>Change 2006 to 2007</u>
Personnel	\$ 121,126	\$ 127,550	\$ 135,527	6%
Operating	18,211	27,906	41,325	48%
Capital	2,064	3,000	4,000	33%
Transfers				
Total	\$ 141,401	\$ 158,456	\$ 180,852	14%

Funding/Service Level Changes

Additional operating funds are included for the maintenance on the new voting machines.

Performance Measures:

Registered Voters		
FY 03-04	FY 04-05	FY 05-06
28,020	29,769	30,170

**County of Franklin
Revenue Summary**

	Actual 2004-2005	Adopted Budget 05-06	Projected Actual 05-06	Proposed Budget 06-07	05 Adopted to 06 Proposed Increase (Decrease)	Adopted to Proposed Percent Incr/Decr	Adopted to Projected Percent Incr/Decr
Real Estate	22,732,958	23,479,708	24,004,819	24,650,000	1,170,292	5%	3%
Public Service Corp	644,023	656,497	619,405	619,405	(37,092)	-6%	0%
Personal Property	4,051,804	4,098,302	4,510,482	4,939,826	841,524	21%	10%
Machinery and Tools	275,181	276,278	354,253	364,494	88,216	32%	3%
Merchants Capital	598,482	591,757	629,364	656,409	64,652	11%	4%
Penalties and Interest	351,108	332,500	349,756	349,756	17,256	5%	0%
Sales Tax	3,705,369	3,575,000	3,898,435	4,093,357	518,357	14%	5%
Consumer Utility Taxes	2,254,912	2,215,013	2,284,570	2,284,570	69,557	3%	0%
County Business License	3,394	3,000	3,000	3,000	0	0%	0%
Franchise License Tax	195,976	189,033	200,579	200,000	10,967	6%	0%
Motor Vehicle Decals	1,239,313	1,222,961	1,264,099	1,289,381	66,420	5%	2%
Bank Stock Taxes	91,551	105,000	100,000	100,000	(5,000)	-5%	0%
Tax on Deeds	1,098,923	874,259	1,346,878	1,200,000	325,741	37%	-11%
Hotel/Motel Trans Occ Tax 2%	47,566	49,482	44,830	45,000	(4,482)	-9%	0%
Hotel/Motel Trans Occ Tax 3%	71,273	74,000	66,642	67,000	(7,000)	-9%	1%
Meals Tax	749,536	713,646	766,474	797,133	83,487	12%	4%
Cable TV Franchise Fee	210,584	223,715	210,584	210,584	(13,131)	-6%	0%
Licenses and Fees	620,946	603,038	700,000	735,271	132,233	22%	5%
Court Fines and Costs	23,953	33,000	22,224	22,225	(10,775)	-33%	0%
Interest on Bank Deposits	532,371	370,000	642,297	700,000	330,000	89%	9%
Rent, Miscellaneous	158,304	88,000	156,100	84,000	(4,000)	-5%	-46%
Clerk of Court Fees	261,089	147,455	189,945	146,285	(1,170)	-1%	-23%
Commonwealth Attorney Fees	3,292	2,500	2,492	2,500	0	0%	0%
Off Duty Pay-Sheriff Deputies	18,379	25,000	25,000	25,000	0	0%	0%
Care of Prisoners	11,169	10,000	14,160	10,000	0	0%	-29%
Rabies Clinic Fees	1,695	1,500	2,213	2,000	500	33%	-10%
Landfill Fees	906,579	955,000	865,212	875,000	(80,000)	-8%	1%
Family Resource Ctr Donations	19,410	34,024	30,000	30,000	(4,024)	-12%	0%
Aging Services Local Revenue	16,032	17,474	17,474	18,074	600	100%	3%
Recreation Fees	31,546	30,000	30,000	30,000	0	0%	0%
EMS Billing Revenue	0	189,183	300,000	300,000	110,817	100%	0%
Library Fines and Fees	25,317	16,200	25,933	22,220	6,020	37%	-14%
Sale of Maps and Code	21,247	18,500	30,578	25,000	6,500	35%	-18%
Expenditure Refunds	311,551	152,889	152,256	110,000	(42,889)	-28%	-28%
Miscellaneous	196,123	102,228	126,841	62,000	(40,228)	-39%	-51%
Recovered Costs	229,523	237,658	267,630	252,658	15,000	100%	-6%
A.B.C. Profits	25,170	65,500	25,170	25,170	(40,330)	-62%	0%
Wine Taxes	26,383	40,600	26,383	26,383	(14,217)	-35%	0%
Motor Vehicle Carriers Tax	29,775	32,500	29,852	29,852	(2,648)	-8%	0%
Mobile Home Titling Tax	133,922	115,500	93,498	94,000	(21,500)	-19%	1%
Motor Vehicle Rental Tax	38,578	21,150	20,979	21,000	(150)	-1%	0%
Shared Expenses Comm Atty	377,241	387,600	380,360	380,360	(7,240)	-2%	0%
Shared Expenses Sheriff	2,644,019	2,741,360	2,711,418	2,720,418	(20,942)	-1%	0%

	Actual 2004-2005	Adopted Budget 05-06	Projected Actual 05-06	Proposed Budget 06-07	05 Adopted to 06 Proposed Increase (Decrease)	Adopted to Proposed Percent Incr/Decr	Adopted to Projected Percent Incr/Decr
Shared Expenses Comm of Rev	156,457	165,192	165,510	165,510	318	0%	0%
Shared Expenses Treasurer	142,413	150,252	158,524	158,524	8,272	6%	0%
Shared Expenses Medical Exam	900	500	700	600	100	20%	-14%
Shared Expenses Registrar	61,750	41,676	41,676	42,000	324	1%	1%
Shared Expenses Clerk of Court	278,192	282,109	281,694	281,694	(415)	0%	0%
Shared Expenses Jail Costs	223,246	225,304	225,304	226,394	1,090	0%	0%
Public Assistance Grants	3,198,938	3,222,983	3,422,368	3,730,579	507,596	16%	9%
VJCCCA Grant	29,811	29,812	29,812	29,811	(1)	0%	0%
Family Resources Grants	102,971	194,807	201,703	201,703	6,896	4%	0%
Comprehensive Services Grant	2,027,980	3,055,499	2,151,000	2,230,250	(825,249)	-27%	4%
Selective Enforcement Grant	20,916	11,000	11,000	20,000	9,000	82%	82%
Indoor Plumbing Grant	131,176	200,000	150,000	150,000	(50,000)	-25%	0%
Workforce Development Grants	88,400	63,500	63,500	63,000	(500)	-1%	-1%
Personal Property Tax Relief	2,199,807	2,517,416	2,707,696	2,626,618	109,202	4%	-3%
Emergency Mgmt Agency	7,875	30,550	34,584	34,500	3,950	13%	0%
Library Grants	112,004	109,234	111,096	111,097	1,863	2%	0%
Recordation Taxes - State	220,646	195,000	217,950	210,000	15,000	8%	-4%
Aging Services Revenue	163,977	155,517	156,000	171,045	15,528	10%	10%
Court Reporting Fees	48,308	40,000	41,340	41,300	1,300	3%	0%
Park Land-Pymt in Lieu of Tax	19,970	9,883	9,883	9,883	0	0%	0%
Drug Enhancement Grant	11,688	14,666	14,666	15,144	478	3%	3%
Total General Fund	54,232,992	55,832,910	57,738,191	59,138,983	3,306,073	6%	2%
Fund Balance				1,290,000	1,290,000	100%	100%
Subtotal	54,232,992	55,832,910	57,738,191	60,428,983	4,596,073	8%	5%
Capital Fund	460,510	8,422,949	9,870,395	4,833,876	(3,589,073)	-43%	-51%
Asset Forfeiture Fund	47,708	25,000	40,614	25,000	0	0%	-38%
Courthouse Maintenance Fund	13,327	12,000	15,142	14,000	2,000	17%	-8%
E911 Fund	560,708	902,771	840,920	1,342,431	439,660	49%	60%
Law Library	15,506	15,000	15,860	15,000	0	0%	-5%
Debt Service Fund		1,051,275	1,601,275	1,404,530	353,255	100%	-12%
Bond Fund	53,104	1,000	16,068	0	(1,000)	-100%	-100%
Utilities	1,969,006	5,906,725	906,725	841,294	(5,065,431)	100%	-7%
Total - Other Funds	3,119,869	16,336,720	13,306,999	8,476,131	-7,860,589	-48%	-36%
Totals for all Funds	57,352,861	72,169,630	71,045,190	68,905,114	-3,264,516	-5%	-3%
Schools							
Local School Funds	2,136,922	1,824,406	1,824,406	2,254,817	430,411	24%	24%
State	31,699,630	33,101,325	33,101,325	37,535,534	4,434,209	13%	13%
Federal	5,923,081	5,706,704	5,706,704	6,226,347	519,643	9%	9%
County	23,044,308	24,109,941	24,109,941	25,211,065	1,101,124	5%	5%
Canneries	43,900	43,900	43,900	44,048	148	0%	0%
Total School Funds	62,847,841	64,786,276	64,786,276	71,271,811	6,485,535	10%	10%
Subtotal	120,200,702	136,955,906	135,831,466	140,176,925	3,221,019	2%	3%
Less Interfund Transfers	27,406,556	29,475,750	28,424,475	32,525,012	3,049,262	10%	14%
	92,794,146	107,480,156	107,406,991	107,651,913	171,757	0%	0%

Sheriff

The sheriff's office is responsible for County law enforcement, service of civil process, jail operations and courtroom security.

Major Issues

Short Term Issues

- Competitiveness of sheriff's office salaries with surrounding jurisdictions.
- Consideration of administrative salary increases for employees with specialized training.
- Cost of out of County housing for inmates.

Long Term Issues

- Local jail expansion.
- Regional Jail opportunities

Goals and Objectives

- Continue to apply for state and federal grants as well as matching funds to support programs such as domestic violence advocacy, selective enforcement and DARE.

Appropriations

<u>Description</u>	<u>Actual FY 2005</u>	<u>Budget FY 2006</u>	<u>Proposed FY 2007</u>	<u>Change 2006 to 2007</u>
Personnel	\$ 3,652,219	\$ 3,774,863	\$ 4,084,357	8%
Operating	1,447,397	1,325,972	1,438,568	8%
Capital	61,505	59,750	61,000	2%
Transfers				
Total	\$ <u>5,161,121</u>	\$ <u>5,160,585</u>	\$ <u>5,583,925</u>	<u>8%</u>

Funding/Service Level Changes

Performance Measures:

Calls For Service		
FY 03-04	FY 04-05	FY 05-06
15,000	15,707	Approx 16,000

Social Services

The Department of Social Services provides both financial and social work services which are administered according to state and federal regulations. The mission of the Department is to promote self-reliance, strong families, and provide protection to children and vulnerable adults through community based services.

Major Issues

Short Term Issues

- Lack of Providers for Companion Services to adults is a barrier to making the services available.
- Continued growth in Benefit Programs.
- Implementation of State required improvements in Child Welfare Services.

Long Term Issues

- Special needs of children continue to challenge staff, fiscal, space resources as well as other community service resources
- Current leases on office buildings terminate July 1, 2005. Long term planning for suitable office space must move forward.
- General Relief Funds for indigent burials have been insufficient this year.

Goals and Objectives

- Work with CSA Agencies and other resources to serve children in their own homes, and to return children to families when appropriate. Achieve other permanency goals for children in foster care as appropriate.
- Seek maximum funds from Virginia DSS for chore and companion services.
- Continue to work with the Commonwealth Attorney's office to pursue fraud prosecution.
- Continue to seek ways to identify and obtain funds to meet staffing and office space needs.

Appropriations

<u>Description</u>	<u>Actual FY 2005</u>	<u>Budget FY 2006</u>	<u>Proposed FY 2007</u>	<u>Change 2006 to 2007</u>
Personnel	\$ 1,748,042	\$ 1,863,835	\$ 2,089,839	12%
Operating	2,032,240	2,032,442	2,347,416	15%
Capital	27,684	8,000	9,911	24%
Transfers				
Total	\$ 3,807,966	\$ 3,904,277	\$ 4,447,166	14%

Funding/Service Level Changes

Costs of programs continue to increase as well as the number of clients served.

Treasurer

The Treasurer's office is responsible for selling county decals and dog tags, collecting real estate, personal property, state income, estimated income, transient occupancy, meals tax and also processing revenues collected by other County departments. Other responsibilities of this office include balancing bank statements for all county and school accounts, and collecting delinquent taxes, tax letters and judgments.

Major Issues

Short Term Issues

- Increasing workload due to a growing population.
- Collecting taxes from people who relocate.
- Technology update for office.

Long Term Issues

- Increased training for employees.
- Total computerization of bookkeeping system.

Goals and Objectives

- Redesign office space to function more efficiently.
- Implement new computer programs.
- Train staff on new computer programs.
- Update information on computer system.
- Implementation of integrated financial accounting system.

Appropriations

<u>Description</u>	<u>Actual FY 2005</u>	<u>Budget FY 2006</u>	<u>Proposed FY 2007</u>	<u>Change 2006 to 2007</u>
Personnel	\$ 310,792	\$ 314,459	\$ 356,777	13%
Operating	73,717	76,666	80,008	4%
Capital	1,123	1,300	1,300	0%
Transfers				
Total	\$ <u>385,632</u>	\$ <u>392,425</u>	\$ <u>438,085</u>	<u>12%</u>

Funding/Service Level Changes

Proposed Personnel expenditures reflect raises approved by the Compensation Board last year.

Solid Waste and Recycling

The Franklin County Landfill collects all the solid waste from the public. There is an intensive cleanup effort to keep the County litter free, especially at green box sites and along major roads. We have 67 sites and 257 green boxes in the County. The landfill takes all the public, commercial and industrial solid waste, compacts it, and landfills it on a daily basis. The Department of Environmental Quality regulates the landfill.

Major Issues

Short Term Issues

- Maintain working face improvements by slope seeding.
- Maintain all interior roads.
- Find a collection site for two discontinued locations.

Long Term Issues

- Construction of a new landfill and the closing of the existing landfill.
- Provide closure care for 30 years.
- Scheduling of equipment replacement as budgetary funding allows.

Goals and Objectives

- Additional convenience boxes at the Landfill.
- Provide training to Landfill staff.
- Staff training on computer skills.
- Educate the public about the use of the green boxes.

Appropriations

<u>Description</u>	<u>Actual FY 2005</u>	<u>Budget FY 2006</u>	<u>Proposed FY 2007</u>	<u>Change 2006 to 2007</u>
Personnel	\$ 515,915	\$ 563,748	\$ 598,247	6%
Operating	460,654	424,397	544,356	28%
Capital	7,960	24,150	48,500	101%
Transfers				
Total	\$ <u>984,529</u>	\$ <u>1,012,295</u>	\$ <u>1,191,103</u>	<u>18%</u>

Funding/Service Level Changes

Additional operating funds are proposed for increased fuel costs and increased capital for small equipment including the shredder now required by the Virginia Department of Environmental Quality.

Performance Measures:

	<u>2003</u>	<u>2004</u>	<u>2005</u>
Tons of Trash Received	57,336	60,652	59,698

Franklin County Workforce Development Consortium

The Franklin County Workforce Development Consortium (WFDC) represents an unprecedented community partnership with representatives from the local school system, colleges, government, and community agencies. The WFDC's mission is to promote workforce and economic development in Franklin County.

Major Issues

Short Term Issues

- Outcome data collection process.
- Space limitations.
- Parking limitations.
- Curriculum development.
- Marketing to include widening community perception positioning and developing solid brand identity.
- Staffing/Resources.

Long Term Issues

- Adequate facilities.
- Solid funding streams.
- Operational systems in a multi-partner environment.
- Commitment to continuous improvement.
- On-going staff professional development.

Goals and Objectives

- Refresh/refine WFDC concept (promote true purpose and capabilities of Consortium Partners).
- Develop marketing actions (develop brand identity; expand target populations to include top levels).
- Seek alternate funding Sources.
- Promote curriculum development to support consortium mission.
- Address infrastructure issues (space, facilities).
- Proceed with Community skills analysis components.

Appropriations

<u>Description</u>	<u>Actual FY 2005</u>	<u>Budget FY 2006</u>	<u>Proposed FY 2007</u>	<u>Change 2006 to 2007</u>
Personnel	\$ 73,592	\$ 113,321	\$ 114,615	1%
Operating	30,770	35,537	49,716	40%
Capital			10,000	100%
Transfers				
Total	\$ 104,362	\$ 148,858	\$ 174,331	17%

Funding/Service Level Changes

Additional operating and capital funds are included in preparation for the opening of the new Career center in late spring of 2007.

County of Franklin
General Fund Cash Balance
(in millions of dollars, as of the end of the month
per the Treasurer's report)

	<u>FY95-96</u>	<u>FY96-97</u>	<u>FY97-98</u>	<u>FY98-99</u>	<u>FY99-00</u>	<u>FY00-01</u>	<u>FY01-02</u>	<u>FY 02-03</u>	<u>FY03-04</u>	<u>FY04-05</u>
July	3.9	4.7	7.3	9.5	10.2	5.0	5.4	4.5	4.1	4.8
August	3.8	4.2	5.1	7.9	7.9	5.1	5.4	4.3	4.8	5.0
September	3.5	2.8	4.7	7.2	5.5	3.3	2.0	2.1	1.7	2.9
October	3.5	2.6	6.1	7.0	5.6	4.5	3.8	4.4	4.0	4.0
November	7.6	7.2	9.7	11.3	10.1	8.7	8.4	8.8	8.0	10.0
December	13.1	13.2	15.6	16.8	15.1	15.2	13.7	15.7	16.0	23.2
January	9.5	11.7	13.9	15.6	15.3	14.7	11.3	15.3	15.8	20.8
February	9.0	11.0	13.1	14.8	13.8	12.9	10.6	13.5	15.0	18.6
March	8.9	11.0	12.2	13.6	13.1	12.2	10.6	12.8	14.4	18.1
April	8.2	11.0	12.2	12.4	12.5	11.5	10.1	10.9	13.0	16.6
May	6.2	9.5	10.1	12.4	10.4	10.3	9.0	9.3	11.9	14.3
June	5.0	8.1	9.5	10.2	5.1	6.0	5.0	7.3	8.7	12.1
Average Per Year	6.9	8.1	10.0	11.6	10.4	9.1	7.9	9.1	9.8	12.5
Net Increase of Annual Average	N/A	1.2	1.9	1.6	-1.2	-1.3	-1.2	1.1	0.7	2.8
Adopted Budget	51.8	44.4	57.5	61.4	66	70	78	78.7	82.2	90.1
10% Reserve	5.2	4.4	5.7	6.1	6.6	7.0	7.8	7.9	8.2	9.0

FY05-06

12.1

12.1

7.9

10.2

16.9

22.8

24.4

22.6

**FRANKLIN COUNTY SCHOOL BOARD
SUMMARY OF THE PROPOSED 2006-07 SCHOOL BUDGET
PUBLIC HEARING TUESDAY, MARCH 7, 2006**

INTRODUCTION - The Franklin County School Board has the responsibility to inform the residents of the County and the members of the Franklin County Board of Supervisors about all of the educational needs of the Franklin County Public Schools. Copies of detailed school budgets will be available to the public in the County Library and in all school libraries by Friday, March 17, 2006. The Franklin County Board of Supervisors has the responsibility of making a decision on the projected financial needs of the school division prior to May 1, 2006.

Virginia state law requires that a public school budget be developed with details on seven expenditure categories covering (1) Instruction; (2) Administration, Attendance & Health; (3) Pupil Transportation; (4) Operation & Maintenance; (5) School Food Services; (6) Facilities and (7) Debt Service.

This proposed budget which totals \$76,449,640 includes a total proposed increase of \$11,189,342. This proposed budget has already been reduced during the period from November 2005 to March 2006 as the School Board and School Administration and Staff have worked to develop it. These reductions have been made with consideration to the current State and County revenue situations.

The proposed 2006-07 budget includes a requested net increase in County funds of \$6,323,001 as detailed in the following schedule:

Proposed Revenue Budget for 2006-07 – County Funds for Education

County Funds Total for 2005-06	\$24,109,941
Additional County Funds for Operations	1,508,565
Additional County Funds for Facilities	4,814,436
Additional County Funds for Debt Service	_____ 0
County Funds Total Requested for 2006-07	<u>\$30,432,942</u>

The School Board respectfully requests that this budget be considered for funding in its entirety.

Major Budget Issues: The major components of the proposed increase in the overall 2006-07 school budget relate to the following items:

State-Mandated Expenditure Increases – The state is mandating the following expenditure increases: Retirement rate increase on existing payroll of \$913,959; group life insurance rate increase on existing payroll of \$451,995; additional instructional positions costing \$414,268; and a 4% minimum salary increase for teachers.

Other Major Budget Increases: Other major increases included in the budget are as follows: Increase in employee group health insurance premiums paid by the School Board from \$2,800 per year to \$3,600 per year for a total cost of \$640,000; salary increase option for teachers projected to cost an additional \$1,424,399; a 5% minimum salary increase for other employees at \$1,008,372; increase in substitute teacher pay of \$119,931; English as a second language increase at \$68,661; program for expelled students to cost \$50,000; retiree health care credit increase of \$24,452; increase in electricity costs of \$67,311; increase in gasoline, diesel fuel and fuel oil costs of \$347,092; increase in textbook costs of \$86,675; increase in regional special education tuition of \$207,486; and school facility projects totaling \$4,814,436 as listed in the attached handout.

The following is a brief summary of each budget category:

1.0 INSTRUCTION - This category reflects a proposed minimum salary increase of 4% for teachers and a 5% minimum for all other Division employees. This category also includes funding for several of the items listed above under Major Budget Issues. Other major increases in this section include additional funding for adult education totaling \$57,131.

The overall net increase in the instructional category of the budget is \$4,491,207 from an expenditure of \$47,252,136 in 2005-06 to a proposed expenditure of \$51,743,343 in 2006-07.

2.0 ADMINISTRATION, ATTENDANCE & HEALTH - This category reflects a proposed minimum salary increase of 5% for administrators, secretaries, school nurses and psychologists who are included as a mandated part of this section of the budget.

The budgeting of School Board members salaries, attorney fees, state and local audits, required legal advertising, health insurance, consultant fees, association dues, retirement, social security, division medical supplies, school census, travel and supplies are also in this part of the budget.

For 2006-07 an overall increase of \$170,248 is proposed going from a total expenditure of \$1,772,942 in 2005-06 to a proposed expenditure of \$1,943,190 in 2006-07.

3.0 PUPIL TRANSPORTATION - The School Board has proposed a minimum salary increase of 5% for 146 bus drivers, 7 mechanics, 4 part-time garage employees, 2 secretaries, 1 driver trainer and the 3.5 supervisory personnel in this category.

There are 70 school buses in the fleet which are twelve years in age or older and 57 have been driven more than 140,000 miles. This is a zero to five percent improvement compared to a year ago. Capital outlay-replacement includes \$797,605 to purchase 13 replacement buses. Insurance on the bus fleet will increase by \$8,237; parts, tires, etc. will increase by \$43,610; and fuel is estimated to increase by at least \$178,817 for the 2006-07 budget year.

The overall increase in the pupil transportation category for 2006-07 is \$611,081 from an expenditure of \$4,922,492 in 2005-06 to a proposed expenditure of \$5,533,573 in 2006-07. The projected per pupil daily cost of bus transportation is \$4.28 per child (based upon a 180-day year and 7,183 in ADM).

4.0 OPERATION & MAINTENANCE - This budget category includes funding for 16 maintenance staff, 49 full-time and 33 part-time custodians, 8 computer systems repair technicians, 2.5 supervisors and 1 secretary. The School Board has budgeted a 5% minimum salary increase.

Computer maintenance, maintenance contracts, security, electricity, heating fuel, communications including telephone, postage and shipping, water services, sewage disposal, insurance for liability, fire, flood, etc., building materials and supplies for the entire school division are also included in this category. Other expenditures in this category are maintenance contracts for boiler inspections, HVAC units, fire alarm and elevator systems.

Other major increases in this section include an additional \$67,311 for electrical, \$168,275 for heating fuel, \$9,929 for insurance, and \$5,709 for equipment maintenance.

The total expenditure increase for Operation & Maintenance for 2006-07 is \$580,309. This budget section has increased from an expenditure of \$6,074,033 in 2005-06 to a projected expenditure of \$6,654,342 for 2006-07.

5.0 SCHOOL FOOD SERVICES - This budget category is self-supporting (expenditures equal revenues) and is not directly funded by County tax dollars for operations. The School Food Services program has 72 full-time and 15 part-time employees. The School Board has budgeted a proposed 5% minimum raise for 2006-07. Expenditures for food and supplies have increased by \$258,181 due to increased student participation and increased delivery costs.

Replacement equipment is planned for FCHS, Boones Mill, Burnt Chimney, Callaway, Dudley, Ferrum, Glade Hill, Henry, Lee M. Waid, Rocky Mount and Snow Creek at a total cost of \$135,333.

The overall increase in the School Food Services budget for 2006-07 is \$522,061. This section of the budget will increase from a total expenditure of \$2,751,411 in 2005-06 to a proposed expenditure of \$3,273,472 for 2006-07.

6.0 FACILITIES - This budget category includes architectural services, site improvements and building improvements. Also included is a proposed five-year School Capital Projects Plan that identifies specific school division needs.

School facility projects totaling \$4,814,436 are listed in the attached handout.

Note: For 2005-06 this section of the School Budget was reduced to \$0 and \$1,000,000 was placed in the County Budget as a School Capital Projects Reserve. If similar methodology was followed for 2006-07 then at least \$1,248,876 would be included in such a Reserve and net reductions of \$3,565,560 would have to be made to this proposed list of projects. Net additional funding of \$3,565,560 will be needed in order to fully fund the items listed above if the County Budget is prepared using the methodology indicated above.

The overall increase in this budget category is \$4,814,436 from an expenditure of \$0 in 2005-06 to a proposed expenditure of \$4,814,436 for 2006-07.

7.0 DEBT SERVICE - This budget category includes all school building mortgages resulting from building programs over the past 15 years. Included are principal and interest payments to the Virginia Public School Authority (VPSA), payments due on Literary Fund loans and payment of general obligation bonds as well as bond agent fees and bond counsel fees.

This category is projected not to increase during 2006-07.

Overall the debt service budget will remain at a total expenditure of \$2,487,284 in 2006-07 as it was in 2005-06.

A.O SUPPLEMENTAL BUDGET – CANNERIES – This supplemental budget is funded by the amounts charged to Patrons (\$14,352) and an appropriation from the Franklin County Board of Supervisors (\$29,696). The two canneries are located at Callaway and Glade Hill Elementary Schools and are administered by the School Division. Overall, this budget item will increase by \$148 from \$43,900 in 2005-06 to \$44,048 for 2006-07.

3/17/06

**County of Franklin
Proposed Budget 2006-2007
Requests for New Positions**

<u>Department</u> <u>Title</u>	<u>Approximate</u> <u>Salary</u> <u>Cost</u>	<u>FICA</u> <u>Medicare</u> <u>(7.65%)</u>	<u>Health</u> <u>Insurance</u> <u>\$7,875/vr fam</u>	<u>Dental</u> <u>Insurance</u> <u>\$641/vr fam</u>	<u>VRS</u> <u>11.74%</u>	<u>Life</u> <u>0.49%</u>	<u>Other</u> <u>Costs</u>	<u>Total</u>	<u>County</u> <u>Administrator</u> <u>Recommendation</u>	<u>Cost</u>
<u>Commissioner of Revenue</u>										
Temporary Tax Relief Clerk (will work 21 weeks per year)	9,450	723						10,173	No	
Real Estate Appraiser	38,000	2,907	7,875	641	4,461	186		54,070	No	
Tax Auditor - Funded by Increased Revenue from . Audits Performed by this Position	35,000	2,678	7,875	641	4,109	172		50,474	Yes	50,474
<u>Finance</u>										
Account Clerk II	26,052	1,993	7,875	641	3,059	128		39,747	Yes	39,747
<u>Human Resources</u>										
Research Analysis and Training Specialist (Grade 23)	30,681	2,347	7,875	641	3,602	150		45,296	Yes	45,296
<u>Information Technology</u>										
Part-time GIS Technician	14,560	1,114						15,674	No	
Two PC Technicians (1 in July and 1 in January)	61,544	4,708	15,750	1,282	7,225	302		90,810	Yes	68,108
<u>Sheriff</u>										
Secretary I - 2 Positions	37,238	2,849	15,750	1,282	4,372	182		61,673	Yes - 1 position	29,906
<u>Public Safety</u>										
Two Paramedic/Firefighters - ALS support at night (funded from staff only billing)	64,157	4,908	23,625	1,923	7,532	314		102,460	Yes	102,460
EMT Instructor/Arson Inspector (funded from staff only billing)	32,079	2,454	7,875	641	3,766	157		46,972	Yes	46,972
Deputy Fire Marshall	33,442	2,558	7,875	641	3,926	164	23,000	71,607	No	
Part-Time Secretary (funded within existing budget)									Yes	
<u>Building Inspections</u>										
Senior Building Inspector/Plan Reviewer (Grade 26) (Funded by building permit revenue)	37,891	2,899	7,875	641	4,448	186		53,939	Yes	53,939

<u>Department</u> <u>Title</u>	<u>Approximate</u> <u>Salary</u> <u>Cost</u>	<u>FICA</u> <u>Medicare</u> <u>(7.65%)</u>	<u>Health</u> <u>Insurance</u> <u>\$7,875/yr fam</u>	<u>Dental</u> <u>Insurance</u> <u>\$641/yr fam</u>	<u>VRS</u> <u>11.74%</u>	<u>Life</u> <u>0.49%</u>	<u>Other</u> <u>Costs</u>	<u>Total</u>	<u>County</u> <u>Administrator</u> <u>Recommendation</u>	<u>Cost</u>
<u>General Properties</u>										
Custodian - Two Positions (Hire Date: May 2007)	9,500	363	7,875	641	1,115	23		19,518	No	
Senior Maintenance Technician (Dedicated to Workforce Building)	40,000	3,060	7,875	641	4,696	196		56,468	Yes	56,468
<u>Parks and Recreation</u>										
Maintenance Worker II (Waid Park - 1/2 year)	11,497	880	3,938	321	1,350	56		18,040	No	
<u>Library</u>										
Part-Time Library Aide	10,218	782						11,000	No	
<u>Public Works</u>										
Director of Public Works	62,436	4,776	7,875	641	7,330	306		83,365	No	
Project Manager	42,000	3,213	7,875	641	4,931	206		58,866	Yes	58,866
<u>Virginia Cooperative Extension</u>										
Administrative and Office Specialist 2 (Federal Funding will provide half the cost of this position)	14,673							14,673	Yes	14,673
<u>Planning and Zoning</u>										
Secretary II/Planning Technician (Funded 1/1/07)	22,994	1,759	7,875	641	2,699	113		36,081	Yes	18,041
Associate Planner/Planner II (Grade 24)	34,864	2,667	7,875	641	4,093	171		50,311	Yes	50,311
Planning and Zoning Inspector I (Grade 20)	29,517	2,258	7,875	641	3,465	145		43,901	No	
Planning and Zoning Inspector I (Grade 20-Septic Ord)	29,517	2,258	7,875	641	3,465	145		43,901	Yes	43,901
<u>Landfill</u>										
Equipment Operator I - Recycling/Clean-Up/Litter	21,095	1,614	7,875	641	2,477	103		33,805	No	

County of Franklin
Summary of all Capital Improvement Projects by Department

March 14, 2006

<u>Department</u>	<u>Project</u>	<u>Total Amount Requested FY 2006-2007</u>	<u>Total Amount Requested FY 2007-2008</u>	<u>Total Amount Requested FY 2008-2009</u>	<u>Total Amount Requested FY 2009-2010</u>	<u>Total Amount Requested FY 2010-2011</u>	<u>Five Year Total Requested</u>
Aging Services	Mini-Bus Van Replacement	45,000	45,000	45,000	45,000	45,000	225,000
Building Inspections	Vehicle Replacement	14,425	14,853	15,298	15,757	16,308	76,641
E911	CAD & Mapping Server/PC Upgrade	25,000					25,000
	E911 Set Aside	100,000					100,000
Economic Development	Economic Development Set Aside	50,000					50,000
	Business Park Set Aside	95,000					95,000
General Properties	Tech Start Parking	80,000					80,000
	Office Space Rehab (Former Library)	1,000,000					1,000,000
	Department Truck Replacement	25,000	12,500				37,500
	(1986 Section) Courthouse Roof Replacemen	25,000	20,000				45,000
	Jail (Dorm Section) Roof Replacement	17,250					17,250
	Replace Roof on Goode Building		38,475				38,475
Information Technology	Appl Software Building, P&Z	141,000					141,000
	IT Storage Solution	33,500			20,000	25,000	78,500
	IT Security Assessment		20,000				20,000
	IT Disaster Recovery & Prevention	23,250				10,200	33,450
	Disaster Recovery Planning & Business Contingency		60,000				60,000
	Application Software - Property Assessment		80,000				80,000
	Application Software - On-line Tax Payments for Citizens			60,000			60,000
	Develop of 4 Foot Digital Contour Intervals	31,000					31,000
	Computer Replacement	50,000	40,000	40,000	40,000	40,000	210,000
	Wireless Infrastructure Briar Mtn/Cooks Knol	38,000					38,000
	Crystal Reports Server	30,000					30,000
	Fiber Connectivity to New Workforce Ctr	30,000					30,000
	GIS - ESRI ArcSDE Spatial Data Server	14,700					14,700
	Active Directory Distribution	11,000					11,000
	Network Switch Upgrade	20,000	12,000	20,000	35,000	15,000	102,000
	PBX Phone System Upgrade	24,000	18,000			20,000	62,000
	Building Inspection Mobile GPS Units	16,500			15,000		31,500
Parks and Recreation	Franklin County Rec Park Rehabilitation	70,000	23,000	10,000	25,000	25,000	153,000
	Trails	35,000	20,000	200,000	200,000	100,000	555,000
	Waid Park Development (Bridge)	290,000	95,000	15,000	20,000	100,000	520,000
	Hales Ford Community Park Development	10,000				200,000	210,000
	Dr Henry King Cmty Park Development	20,000	5,000				25,000
	Comprehensive Parks & Rec System Plan	40,000	10,000				50,000
	Community Park Development	15,000	15,000	15,000	15,000	15,000	75,000
	Maintenance Equipment	35,000	77,000	50,000	30,000	10,000	202,000
	New Recreational Facility Planning & Devel	15,000	20,000			1,050,000	1,085,000
	Windy Gap Community Park Development	100,000	100,000	50,000			250,000
	New Park Acquisition			100,000			100,000
Public Safety	Public Safety Training Center Equipment	10,000	10,000	5,000	5,000	5,000	35,000
	Vehicle Refurbishment	25,000	20,000	15,000	15,000	15,000	90,000
	Fire/EMS Equipment	50,000	50,000	50,000	50,000	50,000	250,000
	Apparatus	598,000	579,000	626,000	403,000	600,000	2,806,000
	Public Safety Stations	200,000	415,000	700,000		750,000	2,065,000
	Non Jurisdictional Capital	25,000	25,000	25,000	25,000	25,000	125,000
Public Works	Collection/Box Sites	105,000	55,000	55,000	55,000	55,000	325,000
	Equipment Replacement	350,000	170,000	100,000	275,000	370,000	1,265,000
	Landfill Development	167,000	150,000	155,000	100,000	100,000	672,000
	Landfill Engineering (includes groundwater corrective action program)	1,006,500	90,000	90,000	90,000	90,000	1,366,500

<u>Department</u>	<u>Project</u>	<u>Total Amount Requested FY 2006-2007</u>	<u>Total Amount Requested FY 2007-2008</u>	<u>Total Amount Requested FY 2008-2009</u>	<u>Total Amount Requested FY 2009-2010</u>	<u>Total Amount Requested FY 2010-2011</u>	<u>Five Year Total Requested</u>
	Landfill Compliance A/B areas	45,000	45,000	45,000	45,000	45,000	225,000
	Groundwater Studies	30,000					30,000
	Landfill Gas Control	15,000	65,000	65,000	65,000	65,000	275,000
	TLAC Capital Projects	78,300					78,300
Sheriff	Vehicle Replacement	181,500	210,000	213,000	238,500	243,500	1,086,500
	Patrol Assault Rifles	6,750					6,750
	Records Management System	80,000					80,000
Utilities	Water/Sewer Planning		75,000				75,000
	State Water Plan	50,000					50,000
	Utility Service Reserve	100,000	100,000	100,000	100,000	100,000	500,000
Total Local Government Requests		5,692,675	2,784,828	2,864,298	1,927,257	4,185,008	17,454,066
School Projects	Miscellaneous Projects	5,732,041	6,118,944	7,598,923	6,424,653	7,270,910	33,145,471
	Windy Gap Reserve	248,876					248,876
Debt Service Projects:							
	Sewer Plan for Westlake (1)	13,700,000	38,142,400				51,842,400
	Future Branch Libraries (2)	865,000					865,000
	Smith Mountain Lake Park (3)	580,000	540,000	220,000	300,000		1,640,000
	Jail Security and Operations Upgrade (4)		2,000,000				2,000,000
	Landfill Closure/Constr-New Landfill (5)	400,000	254,500	1,629,712	1,629,712	1,629,712	5,543,636
	SML Water Withdrawal Plant (6)	20,000	700,000				720,000
	220 North Water Exten Phase I & II (7)	2,545,400			1,284,000		3,829,400
	Phase II - III Countywide Water Sys (8)	400,000	362,830	2,750,000	1,445,515		4,958,345
	Economic Development Business Park (9)	1,000,000	3,000,000				4,000,000
	Windy Gap Elementary School (10)		11,500,000				11,500,000
	County-Wide Office Space (11)		6,000,000				6,000,000
Grand Totals		31,183,992	71,403,502	15,062,933	13,011,137	13,085,630	143,747,194

(1) \$51.8 million at 5.5% for 20 years = annual debt service payments of \$4.34 million

(2) \$865,000 at 5.5% for 20 years; annual debt service payments of \$72,383

(3) \$1.6 million at 5.5% for 20 years; annual debt service payments of \$137,234

(4) \$2 million at 5.5% for 20 years; annual debt service payments of \$167,359

(5) \$9.4 million at 6% for 8 years and \$7 million at 6% for 12 years beginning FY2015-2016; annual debt service \$1.5 million for FY09-10 through FY14-15

(6) \$720,000 at 5.5% for 20 years; annual debt service payments of \$60,249

(7) \$3.5 million at 5.5% for 20 years in the current fiscal year; annual debt service of \$292,878

(8) \$4.9 million at 5.5% for 20 years; annual debt service of \$414,911

(9) \$4 million at 5.5% for 20 years; annual debt service payments of \$334,720

(10) \$7.5 million at 3% for 20 years and \$4 million at 5.5% for 20 years; annual debt service of approximately \$1 million

(11) \$6 million at 5.5% for 20 years; annual debt service of \$502,076

County of Franklin
Summary of all Capital Improvement Projects by Department

March 15, 2006

<u>Department</u>	<u>Project</u>	<u>Current Budget</u>	<u>Amount Spent YTD Through 2/06</u>	<u>Currently Available at 12/31/05</u>	<u>Total Amount Requested FY 2006-2007</u>	<u>Local Funds Requested FY 2006-2007</u>	<u>County Admin Recommend</u>				
							<u>Grant</u>	<u>Local</u>	<u>Rollover</u>	<u>Fund Balance</u>	<u>Unfunded</u>
Aging Services	Mini-Bus Van Replacement	18,935	7,463	11,472	45,000	12,540		1,068	11,472		
Board of Supervisors	Board Capital Reserve	183,277		183,277					183,277		
Building Inspections	Vehicle Replacement	25,932		25,932	14,425	14,425			14,425		
E911	Replace CAD System/Records Mgmt	45,750		45,750					45,750		
	CAD & Mapping Server/PC Upgrade			0	25,000	25,000			25,000		
	E911 Set Aside	200,123		200,123	100,000	100,000		100,000	200,123		
	Radio System Replacement	1,719,034	480,699	1,238,335					1,238,335		
	Department Total				125,000	125,000	0	100,000	1,509,208	0	0
Economic Development	Economic Development Set Aside	2,081,104	2,988	2,078,116	50,000	50,000		50,000	2,078,116		
	Fiber Conduit at Commerce & RM Ind Park	50,000		50,000					50,000		
	Business Park Set Aside				95,000	95,000		95,000			
	General Aviation Airport Phase 1	290,251		290,251							
	Department Total				145,000	145,000	0	145,000	2,128,116	0	0
General Properties	Maintenance Contingency	29,393	3,568	25,825					25,825		
	ADA Compliance	20,000		20,000					20,000		
	Developmental Center Renovations	46,567		46,567					46,567		
	Tech Start Parking			0	80,000	80,000		80,000			
	Vehicle Replacement Fund	6,926		6,926					6,926		
	Office Space Rehab (Former Library)	230,000	3,465	226,535	1,000,000	1,000,000		0	226,535	1,000,000	
	Department Truck Replacement			0	25,000	25,000		25,000			
	(1986 Section) Courthouse Roof Replacement			0	25,000	25,000		25,000			
	Jail (Dorm Section) Roof Replacement			0	17,250	17,250		17,250			
	Replace Roof on Goode Building	20,000		20,000					20,000		
	Courthouse Renovations	837,412	822,589	14,823					14,823		
	Chiller Replacement at Goode Building	40,000		40,000					40,000		
	Department Total				1,147,250	1,147,250	0	147,250	400,676	1,000,000	0
Information Technology	Financial System Package	116,829	82,840	33,989					33,989		
	Software Licensing	30,000		30,000					30,000		
	Appl Software Building, P&Z	25,000		25,000	141,000	141,000		39,270	25,000		101,730
	County Network Upgrades	5,479	5,479	0							
	Disaster Recovery-Server Backup	9,064	9,060	4					4		
	IT Storage Solution			0	33,500	33,500		33,500			
	IT Security Assessment			0							
	IT Disaster Recovery & Prevention			0	23,250	23,250		23,250			
	Disaster Recovery Planning & Business Contingency			0							

March 15, 2006

<u>Department</u>	<u>Project</u>	<u>Current Budget</u>	<u>Amount Spent YTD Through 2/06</u>	<u>Currently Available at 12/31/05</u>	<u>Total Amount Requested FY 2006-2007</u>	<u>Local Funds Requested FY 2006-2007</u>	<u>County Admin Recommend</u>					
							<u>Grant</u>	<u>Local</u>	<u>Rollover</u>	<u>Fund Balance</u>	<u>Unfunded</u>	
	Application Software - Property Assessment			0								
	Application Software - On-line Tax Payments for Citizens			0								
	Develop of 4 Foot Digital Contour Intervals			0	31,000	31,000		31,000				
	GIS - Tax Parcel Development	50,000	41,393	8,607					8,607			
	GIS - Web hosting	3,156		3,156					3,156			
	Computer Replacement	42,675	27,413	15,262	50,000	50,000		50,000	15,262			
	Wireless Infrastructure Briar Mtn/Cooks Knob			0	38,000	38,000		38,000				
	Crystal Reports Server			0	30,000	30,000		30,000				
	Fiber Connectivity to New Workforce Ctr			0	30,000	30,000						30,000
	GIS - ESRI ArcSDE Spatial Data Server			0	14,700	14,700		14,700				
	Active Directory Distribution			0	11,000	11,000		11,000				
	Network Switch Upgrade			0	20,000	20,000		20,000				
	PBX Phone System Upgrade	10,000	7,145	2,855	24,000	24,000		24,000	2,855			
	Building Inspection Mobile GPS Units			0	16,500	16,500		16,500				
	Department Total				462,950	462,950	0	331,220	118,873	0		131,730
Library	Central Library Expansion	39,368		39,368					39,368			
	Central Library Furnishings and Moving	7,612		7,612					7,612			
	Bookmobile Replacement	10,000		10,000					10,000			
	Department Total				0	0	0	0	56,980	0		0
Parks and Recreation	Franklin County Rec Park Rehabilitation	65,635	14	65,621	70,000	70,000		25,000	65,621			45,000
	Waid Concession/Press Box	7,520		7,520					7,520			
	Rec Water System Upgrade	30,469		30,469					30,469			
	Trails	97,323	9,400	87,923	35,000	35,000		10,000	87,923			25,000
	Waid Park Development (Bridge)	200,642	52,722	147,920	290,000	290,000		0	147,920	290,000		
	Hales Ford Community Park Development			0	10,000	10,000		10,000				
	Dr Henry King Cmty Park Development			0	20,000	20,000		10,000				10,000
	Comprehensive Parks & Rec System Plan			0	40,000	40,000						40,000
	Community Park Development			0	15,000	15,000		5,000				10,000
	Maintenance Equipment	31,226	8,972	22,254	35,000	35,000		30,000	22,254			5,000
	New Recreational Facility Planning & Devel	11,119	876	10,243	15,000	15,000		5,000	10,243			10,000
	Windy Gap Community Park Development	71,243	4,720	66,523	100,000	100,000		25,000	66,523			75,000
	New Park Acquisition			0								
	Skate Park	79,242		79,242					79,242			
	Department Total				630,000	630,000	0	120,000	517,715	290,000		220,000
Planning & Zoning	Departmental Vehicles	9,000		9,000					9,000			
	Open Space Planning	50,000		50,000					50,000			
Public Safety	Public Safety Training Center Equipment	5,000		5,000	10,000	10,000		5,000	5,000			5,000
	Public Safety Building Improvements	10,274	176	10,098					10,098			
	Vehicle Refurbishment	28,462		28,462	25,000	25,000	20,000	0	28,462			5,000
	Fire/EMS Equipment	20,000		20,000	50,000	50,000	25,000	0	20,000			25,000
	Apparatus	408,629		408,629	598,000	598,000	75,000	360,000	408,629			68,000
	Public Safety Stations	160,000		160,000	200,000	200,000			160,000			200,000

March 15, 2006

Department	Project	Current Budget	Amount Spent YTD Through 2/06	Currently Available at 12/31/05	Total Amount Requested FY 2006-2007	Local Funds Requested FY 2006-2007	County Admin Recommend				
							Grant	Local	Rollover	Fund Balance	Unfunded
	Dry Hydrants	11,591		11,591					11,591		
	Non Jurisdictional Capital	25,000		25,000	25,000	25,000		25,000	25,000		
	Department Total				908,000	908,000	120,000	390,000	668,780	0	303,000
Public Works	Collection/Box Sites	78,574		78,574	105,000	105,000		25,000	78,574		
	Equipment Replacement	404,987	156,334	248,653	350,000	350,000		50,000	248,653		
	Landfill Development	398,880	205,841	193,039	167,000	167,000		75,000	193,039		
	Landfill Engineering (includes groundwater corrective action program)	615,091	71,808	543,283	1,006,500	1,006,500		572,815	543,283		
	Landfill Compliance A/B areas	35,000	20,340	14,660	45,000	45,000		45,000	14,660		
	Groundwater Studies	120,409		120,409	30,000	30,000			120,409		
	Landfill Gas Control	51,305	698	50,607	15,000	15,000		15,000	50,607		
	TLAC Capital Projects	78,300		78,300	78,300	78,300		0	78,300		
	Department Total				1,796,800	1,796,800	0	782,815	1,327,525	0	0
Registrar	Voting Machine Storage	25,000		25,000					25,000		
Sheriff	Vehicle Replacement	275,128		275,128	181,500	181,500		181,500	275,128		
	Patrol Assault Rifles			0	6,750	6,750			6,750		
	Records Management System			0	80,000	80,000		41,147			38,853
	Video In-Car Cameras	17,000		17,000					17,000		
	Upgrade Jail Laundry Facilities	40,000		40,000					40,000		
	Local Jail Engineering/Arch Assessment	40,000		40,000					40,000		
	Regional Jail Planning	20,698	2,811	17,887					17,887		
	Department Total				268,250	268,250	0	222,647	396,765	0	38,853
Utilities	Water/Sewer Planning	82,326	1,700	80,626					80,626		
	State Water Plan				50,000	50,000		25,000			25,000
	Forest Hills Cmty Water Ass't Grant	553,874	250,007	303,867	0	0			303,867		
	Utility Service Reserve	390,459	22,649	367,810	100,000	100,000		10,000	367,810		90,000
	Department Total				150,000	150,000	0	35,000	752,303	0	115,000
Workforce	Skills Analysis	73,000	11,400	61,600					61,600		
	WFDC Renovations	34,425		34,425					34,425		
	New Workforce Center	5,885,567	150,987	5,734,580					5,734,580		
	Department Total				0	0	0	0	5,830,605	0	0
Total Local Government Requests		16,736,285	2,465,557	14,270,728	5,692,675	5,660,215	120,000	2,275,000	8,111,115	1,290,000	808,583
School Projects	Miscellaneous Projects				5,732,041	5,732,041		1,000,000			
	Windy Gap Reserve				248,876	248,876		248,876			
Debt Service Projects:											
	Sewer Plan for Westlake (1)			0	13,700,000	13,700,000					
	Future Branch Libraries (2)	100,000		100,000	865,000	865,000					
	Smith Mountain Lake Park (3)	431,531	26,576	404,955	580,000	580,000					

March 15, 2006

<u>Department</u>	<u>Project</u>	<u>Current Budget</u>	<u>Amount Spent YTD Through 2/06</u>	<u>Currently Available at 12/31/05</u>	<u>Total Amount Requested FY 2006-2007</u>	<u>Local Funds Requested FY 2006-2007</u>	<u>County Admin Recommend</u>				
							<u>Grant</u>	<u>Local</u>	<u>Rollover</u>	<u>Fund Balance</u>	<u>Unfunded</u>
	Jail Security and Operations Upgrade (4)			0							
	Landfill Closure/Constr-New Landfill (5)	2,662,949		2,662,949	400,000	400,000					
	SML Water Withdrawal Plant (6)			0	20,000	20,000		20,000			
	220 North Water Exten Phase I & II (7)	5,303,840	242,854	5,060,986	2,545,400	0					
	Phase II - III Countywide Water Sys (8)			0	400,000	400,000					
	Economic Development Business Park (9)			0	1,000,000	1,000,000					
	Windy Gap Elementary School (10)			0							
	County-Wide Office Space (11)			0							
		8,498,320	269,430	8,228,890	19,510,400	16,965,000	0	20,000	0		
Grand Totals		25,234,605	2,734,987	22,499,618	31,183,992	28,606,132	120,000	3,543,876	8,111,115	1,290,000	808,583

(1) \$51.8 million at 5.5% for 20 years = annual debt service payments of \$4.34 million

(2) \$865,000 at 5.5% for 20 years; annual debt service payments of \$72,383

(3) \$1.6 million at 5.5% for 20 years; annual debt service payments of \$137,234

(4) \$2 million at 5.5% for 20 years; annual debt service payments of \$167,359

(5) \$9.4 million at 6% for 8 years and \$7 million at 6% for 12 years beginning FY2015-2016; annual debt service \$1.5 million for FY09-10 through FY14-15

(6) \$720,000 at 5.5% for 20 years; annual debt service payments of \$60,249

(7) \$3.5 million at 5.5% for 20 years in the current fiscal year; annual debt service of \$292,878

(8) \$4.9 million at 5.5% for 20 years; annual debt service of \$414,911

(9) \$4 million at 5.5% for 20 years; annual debt service payments of \$334,720

(10) \$7.5 million at 3% for 20 years and \$4 million at 5.5% for 20 years; annual debt service of approximately \$1 million

(11) \$6 million at 5.5% for 20 years; annual debt service of \$502,076

**COUNTY OF FRANKLIN
SPECIAL OPERATING FUNDS**

FUND 02: FORFEITED ASSET		05-06	05-06	06-07	County Administrator	Change	%
Account Number	Account Name	Original Budget	Actual to Date	Dept Request	Recommended	05-06 to 06-07	Change
Revenues							
0224-021-0000-037	INTEREST INCOME	0	78	0	0	0	0.0%
0227-021-0000-057	STATE ASSET FORFEITURE	5,000	0	5,000	5,000	0	0.0%
0227-021-0000-058	FEDERAL ASSET FORFEITURE (SHERIFF)	20,000	40,614	20,000	20,000	0	0.0%
Total Revenues		25,000	40,692	25,000	25,000	0	0.0%
Expenditures							
0213-021-3103-541	OTHER OPER FEDERAL ASSET	20,000	0	20,000	20,000	0	0.0%
0213-021-3103-542	STATE ASSET FORFEITURE EXPENDITURE	5,000	0	5,000	5,000	0	0.0%
Total Expenditures		25,000	0	25,000	25,000	0	0.0%

FUND 03: COURTHOUSE MAINTENANCE		05-06	05-06	06-07	County Administrator	Change	%
Account Number	Account Name	Original Budget	Actual to Date	Dept Request	Recommended	05-06 to 06-07	Change
Revenues							
0300-000-0000-093	TRANSFER FROM GENERAL FUND	0	169,812	0	0	0	0.0%
0325-025-0000-040	COURTHOUSE MAINTENANCE	0	6,740	14,000	14,000	14,000	100.0%
Total Revenues		0	176,552	14,000	14,000	14,000	100.0%
Expenditures							
0314-025-4401-981	TRANSFER TO CAPITAL FUND	0	169,812	0	0	0	0.0%
0314-025-4401-585	COURTHOUSE MAINTENANCE	0	0	14,000	14,000	14,000	100.0%
Total Expenditures		0	169,812	14,000	14,000	14,000	100.0%

FUND 20: E911		05-06	05-06	06-07	County Administrator	Change	%
Account Number	Account Name	Original Budget	Actual to Date	Dept Request	Recommended	05-06 to 06-07	Change
Revenues							
2000-035-0000-029	E-911 UTILITIES	540,000	495,561	887,736	887,736	347,736	64.4%
2000-035-0000-053	MISCELLANEOUS	2,500	0	2,500	2,500	0	0.0%
2000-035-0000-064	WIRELESS BOARD REIMBURSEMENT	39,457	4,076	72,968	72,968	33,511	84.9%
2000-035-0000-092	BEGINNING BALANCE			94,984	94,984	94,984	100.0%
2000-035-0000-093	TRANSFER FROM GENERAL FUND	320,814	320,814	284,243	284,243	(36,571)	-11.4%
Total Revenues		902,771	820,451	1,342,431	1,342,431	439,660	48.7%
Expenditures							
2013-035-3504-100	SALARIES AND WAGES (FULL-TIME)	430,905	430,905	430,905	430,905	0	0.0%
2013-035-3504-100	OVERTIME	8,575	11,177	8,789	8,789	214	2.5%
2013-035-3504-100	PART-TIME SALARIES AND WAGES		0	15,000	15,000	15,000	100.0%
2013-035-3504-200	FICA	33,620	16,327	34,784	34,784	1,164	3.5%
2013-035-3504-200	VRS RETIREMENT	21,545	10,409	51,620	51,620	30,075	139.6%
2013-035-3504-200	GROUP HEALTH INSURANCE	71,622	35,004	71,622	71,622	0	0.0%
2013-035-3504-200	VRS GROUP LIFE INSURANCE		0	2,111	2,111	2,111	100.0%
2013-035-3504-300	PROFESSIONAL SERVICES	1,000	375	1,000	1,000	0	0.0%
2013-035-3504-300	REPAIRS AND MAINTENANCE	2,500	2,841	9,100	9,100	6,600	264.0%
2013-035-3504-300	MAINTENANCE SERVICE CONTRACTS	133,000	66,143	175,000	175,000	42,000	31.6%
2013-035-3504-300	PRINTING & BINDING	4,600	1,881	0	0	(4,600)	-100.0%
2013-035-3504-510	ELECTRICAL SERVICES	850	384	1,500	1,500	650	76.5%
2013-035-3504-510	HEATING SERVICES	500	0	800	800	300	60.0%
2013-035-3504-520	POSTAL SERVICES	200	76	200	200	0	0.0%
2013-035-3504-520	PHONE (SCHOOL:PHONE,POSTAGE,UPS)	3,647	3,849	11,000	11,000	7,353	201.6%
2013-035-3504-520	DATA LINES	14,400	7,439	14,400	14,400	0	0.0%
2013-035-3504-540	OFFICE SUPPLIES	1,500	673	5,000	5,000	3,500	233.3%
2013-035-3504-540	VEHICLE & POWER EQUIP SUPPLIES	1,200	1,060	2,200	2,200	1,000	83.3%
2013-035-3504-541	UNIFORMS AND WEARING APPAREL		0	800	800	800	100.0%
2013-035-3504-541	OTHER OPERATING SUPPLIES	3,000	288	5,000	5,000	2,000	66.7%
2013-035-3504-542	STREET SIGN SUPPLIES	16,000	9,124	16,000	16,000	0	0.0%

	05-06	05-06	06-07	County Administrator	Change 05-06 to 06-07	%
FUND 20: E911	Original Budget	Actual to Date	Dept Request	Recommended		Change
2013-035-3504-550 TRAVEL (MILEAGE)	500	351	900	900	400	80.0%
2013-035-3504-550 TRAVEL (LODGING & SUBSISTENCE)	1,600	1,156	1,600	1,600	0	0.0%
2013-035-3504-550 TRAVEL (CONFERENCES)	1,000	50	1,500	1,500	500	50.0%
2013-035-3504-554 TRAINING	325	440	1,000	1,000	675	207.7%
2013-035-3504-580 MEMBERSHIP DUES (SUBSCRIPTIONS)	160	643	1,100	1,100	940	587.5%
2013-035-3504-700 MACHINERY AND EQUIPMENT	4,000	7,971	8,000	8,000	4,000	100.0%
2013-035-3504-700 COMMUNICATIONS EQUIPMENT	1,500	370	1,500	1,500	0	0.0%
2013-035-3504-701 WIRELESS BOARD FUNDS	8,732	3,004	0	0	(8,732)	-100.0%
2013-035-3504-800 LEASE/RENT OF EQUIPMENT	61,290	30,002	45,000	45,000	(16,290)	-26.6%
2013-035-3504-981 TRANSFER TO COUNTY CAPITAL	75,000	0	425,000	425,000	350,000	466.7%
Total Expenditures	902,771	641,942	1,342,431	1,342,431	439,660	48.7%

	05-06	05-06	06-07	County Administrator	Change 05-06 to 06-07	%
FUND 21: LAW LIBRARY	Original Budget	Actual to Date	Dept Request	Recommended		Change
Revenues						
2100-018-0000-040 LAW LIBRARY FEES	15,000	10,472	15,000	15,000	0	0.0%
Total Revenues	15,000	10,472	15,000	15,000	0	0.0%
Expenditures						
2112-018-2104-580 SUBSCRIPTIONS	15,000	4,225	15,000	15,000	0	0.0%
Total Expenditures	15,000	4,225	15,000	15,000	0	0.0%

	05-06	05-06	06-07	County Administrator	Change 05-06 to 06-07	%
FUND 40: COUNTY DEBT SERVICE	Original Budget	Actual to Date	Dept Request	Recommended		Change
Revenues						
4000-000-0000-093 TRANSFER FROM GENERAL FUND	1,051,275	0	1,079,530	1,079,530	28,255	2.7%
4000-000-0000-093 TRANSFER FROM E911	0	0	325,000	325,000	325,000	100.0%
Total Revenues	1,051,275	0	1,404,530	1,404,530	325,000	30.9%

FUND 40: COUNTY DEBT SERVICE	05-06	05-06	06-07	County Administrator	Change 05-06 to 06-07	%
Expenditures	Original Budget	Actual to Date	Dept Request	Recommended	06-07	Change
4000-034-9104-931 BANK CHARGES	500	0	500	500	0	0.0%
4000-034-9110-931 BOND ISSUES-PRINCIPAL	202,865	202,864	211,948	211,948	9,083	4.5%
4000-034-9110-931 BOND ISSUES-INTEREST	115,180	115,180	106,344	106,344	(8,836)	-7.7%
4000-034-9111-931 DEBT SERVICE - RESERVE	250,000	0	650,000	650,000	400,000	160.0%
4000-034-9112-931 LP ART DUMP TRK-PRINCIPAL	53,073	53,072	54,532	54,532	1,459	2.7%
4000-034-9112-931 LP ART DUMP TRK-INTEREST	4,500	4,500	3,041	3,041	(1,459)	-32.4%
4000-034-9113-931 RADIO SYSTEM-PRINCIPAL	96,868	0	0	0	(96,868)	-100.0%
4000-034-9113-931 RADIO SYSTEM-INTEREST	46,250	0	0	0	(46,250)	-100.0%
4000-034-9114-931 LP FINANCIAL SYS-PRINCIPAL	24,290	25,049	26,091	26,091	1,801	7.4%
4000-034-9114-931 LP FINANCIAL SYSTEM-INTEREST	6,711	4,635	3,594	3,594	(3,117)	-46.4%
4000-034-9115-931 CAREER CENTER-PRINCIPAL	251,038	0	295,960	295,960	44,922	17.9%
4000-034-9117-931 TRACK LOADER LP-PRINCIPAL	0	0	43,334	43,334	43,334	100.0%
4000-034-9117-931 TRACK LOADER LP-INTEREST	0	0	9,186	9,186	9,186	100.0%
Total Expenditures	1,051,275	405,300	1,404,530	1,404,530	353,255	33.6%

FUND 50: UTILITY FUND	05-06	05-06	06-07	County Administrator	Change 05-06 to 06-07	%
Account Number Account Name	Original Budget	Actual to Date	Dept Request	Recommended	06-07	Change
Revenues						
5000-036-0000-043 WATER REVENUE	42,192	21,188	76,692	76,692	34,500	81.8%
5000-036-0000-043 COMMERCE CTR WATER/SEWER REVENU	600	2,079	3,000	3,000	2,400	400.0%
5000-036-0000-043 AVAILABILITY FEES	38,121	36,229	0	0	(38,121)	-100.0%
5000-036-0000-043 CONNECTION FEES	12,213	11,014	0	0	(12,213)	-100.0%
5000-036-0000-043 WATER DEPOSITS	0	2,529	0	0	0	0.0%
5000-036-0000-043 FOREST HILLS CONNECTION FEES	4,170	5,146	0	0	(4,170)	-100.0%
5000-036-0000-043 FOREST HILLS AVAILABILITY FEES	10,988	13,559	0	0	(10,988)	-100.0%
5000-036-0000-043 FOREST HILLS WATER REVENUE	8,256	0	0	0	(8,256)	-100.0%
5000-036-0000-043 SPECIAL SERVICES REVENUE	0	147	0	0	0	0.0%
5000-036-0000-044 UTILITY DEVELOP REVIEW FEES	0	1,458	0	0	0	0.0%
5000-036-0000-081 FOREST HILLS GRANT	0	217,574	0	0	0	0.0%

	05-06	05-06	06-07	County	Change	%
	Original Budget	Actual to Date	Dept Request	Administrator	05-06 to	Change
				Recommended	06-07	
FUND 50: UTILITY FUND						
5000-036-0000-081 STAG GRANT	1,000,000	0	0	0	(1,000,000)	-100.0%
5000-036-0000-090 PROCEEDS FROM BORROWING	4,000,000	426,975	0	0	(4,000,000)	-100.0%
5000-036-0000-093 TRANSFER FROM GENERAL FUND	790,185	497,307	761,602	761,602	(28,583)	-3.6%
Total Revenues	5,906,725	1,235,205	841,294	841,294	(5,065,431)	-85.8%

Expenditures

Commerce Center:

5000-025-4108-300 PROFESSIONAL SERVICES	42,390	5,752	42,390	42,390	0	0.0%
5000-025-4108-300 REPAIRS AND MAINTENANCE	13,000	4,832	13,000	13,000	0	0.0%
5000-025-4108-510 ELECTRICAL SERVICES	900	968	1,700	1,700	800	88.9%
5000-025-4108-520 PHONE (SCHOOL:PHONE,POSTAGE,UPS)	625	317	625	625	0	0.0%

County Water:

5000-036-0100-300 WATER AND SEWER PLANNING		1,700	0	0	0	0.0%
5000-036-0101-702 FOREST HILLS WATER PROJECT		524,629	0	0	0	0.0%
5000-036-0102-300 UTILITY SERVICE RESERVE		26,037	0	0	0	0.0%
5000-036-0103-702 PHASE I WATER PROJECT		253,354	0	0	0	0.0%
5000-036-0104-702 PHASE II WATER PROJECT	5,000,000	0	0	0	(5,000,000)	-100.0%
5000-036-5102-300 PROFESSIONAL SERVICES	31,500	6,309	54,300	54,300	22,800	72.4%
5000-036-5102-305 PURCHASED SERVICES-WATER	77,169	69,284	170,922	170,922	93,753	121.5%
5000-036-5102-510 ELECTRICAL SERVICES		404	500	500	500	100.0%
5000-036-5102-540 REPAIR & MAINTENANCE SUPPLIES	7,500	425	23,000	23,000	15,500	206.7%
5000-036-5102-912 GEN FUND OPERATIONS RESERVE	72,863	0	0	0	(72,863)	-100.0%
5000-036-5102-912 CONNECTIONS FEES RESERVE	16,383	0	0	0	(16,383)	-100.0%
5000-036-5102-912 AVAILABILITY FEES RESERVE	109,575	0	0	0	(109,575)	-100.0%
5000-036-9107-931 DEBT SERVICE-PRINCIPAL PHASE I	138,000	138,000	143,900	143,900	5,900	4.3%
5000-036-9107-931 DEBT SERVICE-INTEREST PHASE I	103,942	53,406	98,079	98,079	(5,863)	-5.6%
5000-036-9116-931 DEBT SERVICE-PHASE II	292,878		292,878	292,878	0	0.0%
Total Expenditures	5,906,725	1,085,417	841,294	841,294	(5,065,431)	-85.8%

Proposal to Provide Employee Share of Virginia Retirement System Contribution

Background:

At the present time, the Virginia Retirement System (VRS) is funded by an employer contribution and an employee contribution. For FY 2007, the employer share will be 6.74% and the employee share will be 5%. It is mandatory that Franklin County local government employees must pay the 5% out of their salary on a monthly basis as they cannot elect to opt out of the coverage.

Discussion:

Most local governments in Virginia pay the employee share of VRS for their employees. It is typically done in lieu of a cost of living/merit raise in the year it is done. Since most localities now pay the employee share, it has become a significant recruiting and retention barrier to attempt to hire an employee with experience from another locality and it is often a lure when employees leave us for a position in another locality.

- Currently, there are only 10 out of 95 counties in Virginia that do **not** pay the employee share and 14 out of 135 total jurisdictions including Towns and Cities.
- Of the 10 counties that do not pay the employee share, there are none larger than 30,000 in population other than Franklin County.

Municipality Type	Municipality	2005 Pop Estimates
County	Franklin	50,100
County	Carroll	29,700
County	Russell	29,100
County	Lee	25,300
County	Grayson	16,600
County	Dickenson	16,500
County	Lunenburg	13,100
County	Charles City	6,800
County	Bland	7,100
County	Highland	2,400

- The Town of Rocky Mount and our School System both pay the employee share of VRS
- All of our neighboring Counties, Cities, and Towns including Roanoke County, Botetourt County, Bedford County, Roanoke City, and Salem pay the employee share which adds to the recruitment and retention problem. Additionally, Roanoke County and Roanoke City contribute a match for all employees towards a Deferred Compensation Plan of \$650/yr.
- The County has paid the employee share for School employees for many years. It has often been said that because there was a difference in the Health Insurance premium paid by the County for School employees vs. local government employees, this balanced out. If the VRS is picked up for local government employees in lieu of a raise this coming year, it would help to balance out the inequity of the differences in salary increases for a number of years. For instance, in the current year, teachers received an average increase of 6.8 % while local government employees received 3.5%
- State employees are scheduled to receive a 4% salary increase next year (employee share of VRS is already paid by the state) plus a longevity bonus of \$50 per year of service

Recommendation

Staff recommends that in lieu of a salary increase for FY 2007, the County pay the employee share of VRS for its employees.

County of Franklin
Utility Fund
Proposed Budget FY 2006-2007

	<u>Commerce</u>	<u>County Water System</u>	<u>FY06-07</u> <u>Total</u>	<u>FY05-06</u> <u>Total</u>
Revenues:				
Water/Sewer Revenues	3,000	76,692	79,692	600
Transfer from General Fund	54,715	706,887	761,602	790,185
Availability Fees			0	38,121
Connection Fees			0	12,213
Forest Hills Availability Fees			0	10,988
Forest Water Revenue			0	8,256
Forest Hills Connection Fees			0	4,170
EPA STAG Grant #4			0	1,000,000
Debt Proceeds			0	3,500,000
Water Revenues			0	42,192
Total Revenues	<u>57,715</u>	<u>783,579</u>	<u>841,294</u>	<u>5,406,725</u>
Expenses:				
Commerce Utilities	57,715		57,715	56,915
Package Treatment Plant Expenses			0	0
Water - Purchased Services		170,922	170,922	77,169
Water - Operations		77,800	77,800	39,000
Debt Service		534,857	534,857	534,820
Operations Reserve from General Fund			0	72,863
Operations Reserve (Connection Fees)			0	16,383
Construction Reserve (Availability Fees)			0	109,575
Line Construction			0	4,500,000
Total Expenses	<u>57,715</u>	<u>783,579</u>	<u>841,294</u>	<u>5,406,725</u>

Notes:

Connection Fee Revenues to go towards a Operations Reserve
Availability Fees to a Future Construction Reserve